



RODI - POWER ONE ENDURANCE

Clasificado por mejor tiempo de vuelta

1ª CARRERA TRIANGULAR RESISTENCIA

ALCARRAS 3,800 km

ENTRENOS CRONOMETRADOS

28/02/2010 12:00

Clasificación (1:00:00 Tiempo) iniciado a 12:00:00

Pos.	St.Nr.	Name	Klasse	Beste Zeit.	Zweitbeste	Diff.	Beste Geschw.	In Runde
1	34	CIRCUITO ALCARRAS-RODI 1	EXTREM	1:39.673	1:39.980		137,249	18
2	48	ILUSION TEAM	EXTREM	1:41.566	1:42.215	1.893	134,691	20
3	36	CIRCUITO ALCARRAS-RODI 2	EXTREM	1:41.636	1:41.903	1.963	134,598	4
4	38	38 TEAM	EXTREM	1:41.855	1:42.761	2.182	134,309	8
5	47	EGT TEAM	EXTREM	1:42.282	1:42.491	2.609	133,748	14
6	18	RPM SUPERSPORT MOTOS	MASTER	1:42.913	1:43.898	3.240	132,928	7
7	16	LAUNCH ENDURANCE 2	MASTER	1:44.071	1:44.267	4.398	131,449	19
8	25	GUZZI MOTO BOX	SUPERSPORT	1:44.269	1:44.410	4.596	131,199	6
9	6	H. GUASCH ENDURANCE	EXTREM	1:44.360	1:45.329	4.687	131,085	9
10	1	TEAM BAKET 1	EXTREM	1:44.881	1:45.078	5.208	130,434	3
11	9	TAEM BAKET 2	SUPERSPORT	1:45.385	1:46.740	5.712	129,810	7
12	7	BAUTISTA-CEBRIAN	EXTREM	1:45.780	1:45.868	6.107	129,325	10
13	37	MOTO CLUB IGUALADA	MASTER	1:46.047	1:47.135	6.374	128,999	9
14	14	CUSIART	SUPERSPORT	1:46.197	1:46.667	6.524	128,817	21
15	21	AMM RESISTENCIA	MASTER	1:46.409	1:46.654	6.736	128,561	16
16	17	LAUNCH ENDURANCE 1	MASTER	1:46.640	1:46.916	6.967	128,282	3
17	24	T2L	LEGEND	1:46.903	1:47.952	7.230	127,966	12
18	5	COLOMER TR	SUPERSPORT	1:47.008	1:47.497	7.335	127,841	12
19	10	SALVI	2 MOTOS	1:47.030	1:47.862	7.357	127,815	15
20	12	F&D SPORT	2 MOTOS	1:47.795	1:47.978	8.122	126,908	2
21	15	J&D SPORT	MASTER	1:47.859	1:47.999	8.186	126,832	21
22	8	MILLAS-GUITART	2 MOTOS	1:48.408	1:49.509	8.735	126,190	25
23	2	MAGNATEAM	2 MOTOS	1:49.143	1:49.232	9.470	125,340	4
24	41	CAT 141	MASTER	1:49.331	1:49.900	9.658	125,125	6
25	19	BEN RACING	SUPERSPORT	1:49.677	1:49.825	10.004	124,730	9
26	3	BLOCK MOTOR	LEGEND	1:58.661	1:59.440	18.988	115,286	14
27	11	RUARTE COMPETICIO	EXTREM				-	0





RODI - POWER ONE ENDURANCE

Clasificado por mejor tiempo de vuelta


1ª CARRERA TRIANGULAR RESISTENCIA

ALCARRAS 3,800 km

ENTRENOS CRONOMETRADOS

28/02/2010 12:00

Clasificación (1:00:00 Tiempo) iniciado a 12:00:00



Pos.	St.Nr.	Nombre	Clase	Mejor Tm	2º Mejor	Dif.resp. 1º	Mejor Vel.	En Vuelta
------	--------	--------	-------	----------	----------	--------------	------------	-----------

2 MOTOS

1	10	SALVI	2 MOTOS	1:47.030	1:47.862		127,815	15
2	12	F&D SPORT	2 MOTOS	1:47.795	1:47.978	0.765	126,908	2
3	8	MILLAS-GUITART	2 MOTOS	1:48.408	1:49.509	1.378	126,190	25
4	2	MAGNATEAM	2 MOTOS	1:49.143	1:49.232	2.113	125,340	4

EXTREM

1	34	CIRCUITO ALCARRAS-RODI 1	EXTREM	1:39.673	1:39.980		137,249	18
2	48	ILUSION TEAM	EXTREM	1:41.566	1:42.215	1.893	134,691	20
3	36	CIRCUITO ALCARRAS-RODI 2	EXTREM	1:41.636	1:41.903	1.963	134,598	4
4	38	38 TEAM	EXTREM	1:41.855	1:42.761	2.182	134,309	8
5	47	EGT TEAM	EXTREM	1:42.282	1:42.491	2.609	133,748	14
6	6	H. GUASCH ENDURANCE	EXTREM	1:44.360	1:45.329	4.687	131,085	9
7	1	TEAM BAKET 1	EXTREM	1:44.881	1:45.078	5.208	130,434	3
8	7	BAUTISTA-CEBRIAN	EXTREM	1:45.780	1:45.868	6.107	129,325	10
9	11	RUARTE COMPETICIO	EXTREM				-	0

LEGEND

1	24	T2L	LEGEND	1:46.903	1:47.952		127,966	12
2	3	BLOCK MOTOR	LEGEND	1:58.661	1:59.440	11.758	115,286	14

MASTER

1	18	RPM SUPERSPORT MOTOS	MASTER	1:42.913	1:43.898		132,928	7
2	16	LAUNCH ENDURANCE 2	MASTER	1:44.071	1:44.267	1.158	131,449	19
3	37	MOTO CLUB IGUALADA	MASTER	1:46.047	1:47.135	3.134	128,999	9
4	21	AMM RESISTENCIA	MASTER	1:46.409	1:46.654	3.496	128,561	16
5	17	LAUNCH ENDURANCE 1	MASTER	1:46.640	1:46.916	3.727	128,282	3
6	15	J&D SPORT	MASTER	1:47.859	1:47.999	4.946	126,832	21
7	41	CAT 141	MASTER	1:49.331	1:49.900	6.418	125,125	6

SUPERSPORT

1	25	GUZZI MOTO BOX	SUPERSPORT	1:44.269	1:44.410		131,199	6
2	9	TAEM BAKET 2	SUPERSPORT	1:45.385	1:46.740	1.116	129,810	7
3	14	CUSIART	SUPERSPORT	1:46.197	1:46.667	1.928	128,817	21
4	5	COLOMER TR	SUPERSPORT	1:47.008	1:47.497	2.739	127,841	12
5	19	BEN RACING	SUPERSPORT	1:49.677	1:49.825	5.408	124,730	9





RODI - POWER ONE ENDURANCE

1ª CARRERA TRIANGULAR RESISTENCIA

ALCARRAS 3,800 km

ENTRENOS CRONOMETRADOS

28/02/2010 12:00

Clasificación (1:00:00 Tiempo) iniciado a 12:00:00

Lap	Lap Tm	Diff	Time of Day
(34) CIRCUITO ALCARRAS-RODI 1			
1	1:45.934	+6.261	12:05:50.179
p2	1:49.026	+9.353	12:07:39.206
3	3:56.171	+2:16.498	12:11:35.377
4	1:42.966	+3.293	12:13:18.343
5	1:42.987	+3.314	12:15:01.330
6	1:44.779	+5.106	12:16:46.109
7	1:44.463	+4.790	12:18:30.572
8	1:42.795	+3.122	12:20:13.367
p9	1:57.894	+18.221	12:22:11.262
10	19:49.858	+18:10.185	12:42:01.120
11	1:40.600	+0.927	12:43:41.720
12	1:40.928	+1.255	12:45:22.648
13	1:39.980	+0.307	12:47:02.628
14	1:40.127	+0.454	12:48:42.755
15	1:42.537	+2.864	12:50:25.292
16	1:40.104	+0.431	12:52:05.396
17	1:40.248	+0.575	12:53:45.644
18	1:39.673		12:55:25.317
p19	2:10.266	+30.593	12:57:35.584

Lap	Lap Tm	Diff	Time of Day
(48) ILUSION TEAM			
1	11:39.738	+9:58.172	12:13:12.928
2	1:43.738	+2.172	12:14:56.666
3	1:44.312	+2.746	12:16:40.978
4	1:43.454	+1.888	12:18:24.432
5	1:42.669	+1.103	12:20:07.101
p6	1:52.287	+10.721	12:21:59.389
7	7:09.495	+5:27.929	12:29:08.884
8	1:47.529	+5.963	12:30:56.413
9	1:46.266	+4.700	12:32:42.679
10	1:45.063	+3.497	12:34:27.742
11	1:46.458	+4.892	12:36:14.200
p12	1:53.800	+12.234	12:38:08.001
13	3:34.977	+1:53.411	12:41:42.978
p14	1:54.900	+13.334	12:43:37.879
15	6:50.263	+5:08.697	12:50:28.142
16	1:42.967	+1.401	12:52:11.109
17	1:42.458	+0.892	12:53:53.567
18	1:42.215	+0.649	12:55:35.782
19	1:48.663	+7.097	12:57:24.445
20	1:41.566		12:59:06.011
p21	1:56.805	+15.239	13:01:02.817

Lap	Lap Tm	Diff	Time of Day
(36) CIRCUITO ALCARRAS-RODI 2			
1	1:46.889	+5.253	12:49:59.349
2	1:42.349	+0.713	12:51:41.698
3	1:41.903	+0.267	12:53:23.601
4	1:41.636		12:55:05.237
p5	1:46.810	+5.174	12:56:52.048
6	3:14.074	+1:32.438	13:00:06.122

Lap	Lap Tm	Diff	Time of Day
(38) 38 TEAM			
1	1:43.637	+1.782	12:02:47.383
2	1:43.756	+1.901	12:04:31.139
3	1:42.761	+0.906	12:06:13.900
p4	1:57.201	+15.346	12:08:11.102
5	44:28.161	+42:46.306	12:52:39.263
6	1:43.431	+1.576	12:54:22.694
7	1:42.965	+1.110	12:56:05.659
8	1:41.855		12:57:47.514
p9	2:01.134	+19.279	12:59:48.649

Lap	Lap Tm	Diff	Time of Day
(47) EGT TEAM			
1	4:53.935	+3:11.653	12:06:07.312

Lap	Lap Tm	Diff	Time of Day
p2	1:49.965	+7.683	12:07:57.278
p3	4:28.695	+2:46.413	12:12:25.973
4	2:54.424	+1:12.142	12:15:20.397
5	1:43.095	+0.813	12:17:03.492
6	1:42.752	+0.470	12:18:46.244
7	1:42.957	+0.675	12:20:29.201
p8	1:49.107	+6.825	12:22:18.309
9	14:30.438	+12:48.156	12:36:48.747
10	1:42.861	+0.579	12:38:31.608
11	1:43.081	+0.799	12:40:14.689
12	1:42.812	+0.530	12:41:57.501
13	1:42.767	+0.485	12:43:40.268
14	1:42.282		12:45:22.550
15	1:42.491	+0.209	12:47:05.041
p16	2:07.252	+24.970	12:49:12.294
17	10:47.805	+9:05.523	13:00:00.099
18	1:48.447	+6.165	13:01:48.546

Lap	Lap Tm	Diff	Time of Day
(18) RPM SUPERSPORT MOTOS			
1	1:49.759	+6.846	12:34:12.816
2	1:46.361	+3.448	12:35:59.177
3	1:44.268	+1.355	12:37:43.445
4	1:46.143	+3.230	12:39:29.588
5	1:43.898	+0.985	12:41:13.486
6	1:44.161	+1.248	12:42:57.647
7	1:42.913		12:44:40.560
p8	2:03.679	+20.766	12:46:44.240
9	4:22.955	+2:40.042	12:51:07.195
p10	3:10.062	+1:27.149	12:54:17.258
11	4:29.154	+2:46.241	12:58:46.412
12	2:44.277	+1:01.364	13:01:30.689

Lap	Lap Tm	Diff	Time of Day
(16) LAUNCH ENDURANCE 2			
1	1:46.758	+2.687	12:11:51.028
2	1:46.933	+2.862	12:13:37.961
3	1:46.195	+2.124	12:15:24.156
4	1:47.377	+3.306	12:17:11.533
5	1:45.581	+1.510	12:18:57.114
p6	2:13.283	+29.212	12:21:10.398
7	5:18.825	+3:34.754	12:26:29.223
8	1:51.684	+7.613	12:28:20.907
p9	2:00.182	+16.111	12:30:21.090
10	4:19.429	+2:35.358	12:34:40.519
11	1:50.943	+6.872	12:36:31.462
12	1:52.080	+8.009	12:38:23.542
p13	1:56.358	+12.287	12:40:19.901
14	3:46.231	+2:02.160	12:44:06.132
15	1:44.513	+0.442	12:45:50.645
16	1:45.471	+1.400	12:47:36.116
17	2:27.740	+43.669	12:50:03.856
18	1:44.267	+0.196	12:51:48.123
19	1:44.071		12:53:32.194
20	1:44.950	+0.879	12:55:17.144
p21	2:11.462	+27.391	12:57:28.607

Lap	Lap Tm	Diff	Time of Day
(25) GUZZI MOTO BOX			
1	1:44.478	+0.209	12:02:54.591
p2	2:00.616	+16.347	12:04:55.208
3	22:34.990	+20:50.721	12:27:30.198
4	1:45.341	+1.072	12:29:15.539
5	1:44.839	+0.570	12:31:00.378
6	1:44.269		12:32:44.647
7	1:44.418	+0.149	12:34:29.065
8	1:44.568	+0.299	12:36:13.633
p9	2:03.108	+18.839	12:38:16.742
10	4:45.632	+3:01.363	12:43:02.374

Lap	Lap Tm	Diff	Time of Day
11	1:45.409	+1.140	12:44:47.783
12	1:44.779	+0.510	12:46:32.562
13	1:44.764	+0.495	12:48:17.326
14	1:44.410	+0.141	12:50:01.736
15	1:44.837	+0.568	12:51:46.573
16	1:44.772	+0.503	12:53:31.345
17	1:44.501	+0.232	12:55:15.846
p18	2:11.271	+27.002	12:57:27.118

Lap	Lap Tm	Diff	Time of Day
(6) H. GUASCH ENDURANCE			
1	1:48.915	+4.555	12:12:29.553
2	1:47.839	+3.479	12:14:17.392
p3	1:54.852	+10.492	12:16:12.245
4	3:20.406	+1:36.406	12:19:32.651
5	1:47.435	+3.075	12:21:20.086
6	1:46.156	+1.796	12:23:06.242
7	1:45.536	+1.176	12:24:51.778
8	1:45.329	+0.969	12:26:37.107
9	1:44.360		12:28:21.467
p10	1:56.482	+12.122	12:30:17.950

Lap	Lap Tm	Diff	Time of Day
(1) TEAM BAKET 1			
1	4:08.192	+2:23.311	12:06:02.204
2	1:45.357	+0.476	12:07:47.561
3	1:44.881		12:09:32.442
4	1:46.765	+1.884	12:11:19.207
5	1:45.423	+0.542	12:13:04.630
6	1:45.078	+0.197	12:14:49.708
7	1:45.311	+0.430	12:16:35.019
p8	1:51.787	+6.906	12:18:26.807
9	10:22.071	+8:37.190	12:28:48.878
10	1:49.313	+4.432	12:30:38.191
11	1:49.525	+4.644	12:32:27.716
p12	2:00.533	+15.652	12:34:28.250
13	3:50.251	+2:05.370	12:38:18.501
14	1:48.223	+3.342	12:40:06.724
p15	1:57.259	+12.378	12:42:03.984

Lap	Lap Tm	Diff	Time of Day
(9) TAEM BAKET 2			
1	1:47.205	+1.820	12:12:06.019
2	1:46.965	+1.580	12:13:52.984
3	1:46.740	+1.355	12:15:39.724
4	1:47.778	+2.393	12:17:27.502
5	1:46.797	+1.412	12:19:14.299
6	1:48.529	+3.144	12:21:02.828
7	1:45.385		12:22:48.213
p8	1:55.586	+10.201	12:24:43.800

Lap	Lap Tm	Diff	Time of Day
(7) BAUTISTA-CEBRIAN			
1	2:03.036	+17.256	12:11:49.131
2	1:50.972	+5.192	12:13:40.103
p3	1:55.126	+9.346	12:15:35.230
4	2:53.978	+1:08.198	12:18:29.208
5	1:48.783	+3.003	12:20:17.991
6	1:49.072	+3.292	12:22:07.063
7	1:53.427	+7.647	12:24:00.490
8	1:45.868	+0.088	12:25:46.358
9	1:46.171	+0.391	12:27:32.529
10	1:45.780		12:29:18.309
p11	1:54.986	+9.206	12:31:13.296
12	2:27.349	+41.569	12:33:40.645
13	1:56.835	+11.055	12:35:37.480
14	1:47.990	+2.210	12:37:25.470
p15	1:57.207	+11.427	12:39:22.678

Lap	Lap Tm	Diff	Time of Day
(37) MOTO CLUB IGUALADA			





RODI - POWER ONE ENDURANCE

1ª CARRERA TRIANGULAR RESISTENCIA

ALCARRAS 3,800 km

ENTRENOS CRONOMETRADOS

28/02/2010 12:00

Clasificación (1:00:00 Tiempo) iniciado a 12:00:00

Lap	Lap Tm	Diff	Time of Day
1	1:50.877	+4.830	12:02:12.675
2	1:49.245	+3.198	12:04:01.920
3	1:48.729	+2.682	12:05:50.649
4	1:47.931	+1.884	12:07:38.580
5	1:48.689	+2.642	12:09:27.269
6	1:52.341	+6.294	12:11:19.610
7	1:48.315	+2.268	12:13:07.925
8	1:47.135	+1.088	12:14:55.060
9	1:46.047		12:16:41.107
p10	1:57.145	+11.098	12:18:38.253
11	5:32.675	+3:46.628	12:24:10.928
12	1:56.358	+10.311	12:26:07.286
13	1:53.369	+7.322	12:28:00.655
14	1:53.111	+7.064	12:29:53.766
15	1:52.748	+6.701	12:31:46.514
16	1:53.062	+7.015	12:33:39.576
17	1:52.863	+6.816	12:35:32.439
18	1:52.578	+6.531	12:37:25.017
19	1:53.031	+6.984	12:39:18.048
p20	1:56.597	+10.550	12:41:14.646

(14) CUSIART

1	1:59.048	+12.851	12:14:09.356
2	1:51.966	+5.769	12:16:01.322
3	1:49.954	+3.757	12:17:51.276
4	1:49.949	+3.752	12:19:41.225
5	1:48.575	+2.378	12:21:29.800
p6	2:01.099	+14.902	12:23:30.900
7	6:45.729	+4:59.532	12:30:16.629
8	1:46.667	+0.470	12:32:03.296
9	1:47.131	+0.934	12:33:50.427
10	1:47.957	+1.760	12:35:38.384
p11	1:55.062	+8.865	12:37:33.447
12	5:29.044	+3:42.847	12:43:02.491
13	1:52.379	+6.182	12:44:54.870
14	1:51.223	+5.026	12:46:46.093
15	1:51.223	+5.026	12:48:37.316
16	1:49.501	+3.304	12:50:26.817
17	1:50.995	+4.798	12:52:17.812
18	1:50.313	+4.116	12:54:08.125
p19	1:56.978	+10.781	12:56:05.104
20	2:26.289	+40.092	12:58:31.393
21	1:46.197		13:00:17.590

(21) AMM RESISTENCIA

1	1:55.283	+8.874	12:04:41.184
2	1:52.066	+5.657	12:06:33.250
3	1:50.889	+4.480	12:08:24.139
4	1:50.715	+4.306	12:10:14.854
p5	1:55.406	+8.997	12:12:10.261
6	5:40.337	+3:53.928	12:17:50.598
7	1:49.625	+3.216	12:19:40.223
8	1:48.746	+2.337	12:21:28.969
9	1:49.405	+2.996	12:23:18.374
10	1:48.233	+1.824	12:25:06.607
11	1:48.043	+1.634	12:26:54.650
p12	1:51.970	+5.561	12:28:46.621
13	6:40.538	+4:54.129	12:35:27.159
14	1:47.757	+1.348	12:37:14.916
15	1:46.654	+0.245	12:39:01.570
16	1:46.409		12:40:47.979
17	1:46.914	+0.505	12:42:34.893
p18	1:54.941	+8.532	12:44:29.835
19	4:14.290	+2:27.881	12:48:44.125
20	1:52.170	+5.761	12:50:36.295
21	1:52.022	+5.613	12:52:28.317

22	1:51.284	+4.875	12:54:19.601
23	1:50.490	+4.081	12:56:10.091
24	1:50.597	+4.188	12:58:00.688
25	1:49.848	+3.439	12:59:50.536
p26	1:57.193	+10.784	13:01:47.730

(17) LAUNCH ENDURANCE 1

1	1:46.916	+0.276	12:03:01.212
2	1:46.994	+0.354	12:04:48.206
3	1:46.640		12:06:34.846
4	1:49.508	+2.868	12:08:24.354
5	1:50.558	+3.918	12:10:14.912
p6	2:09.751	+23.111	12:12:24.664
7	20:44.871	+18:58.231	12:33:09.535
8	1:50.466	+3.826	12:35:00.001
9	1:48.723	+2.083	12:36:48.724
10	1:48.312	+1.672	12:38:37.306
11	1:49.461	+2.821	12:40:26.497
12	1:47.828	+1.188	12:42:14.325
13	1:47.488	+0.848	12:44:01.813
p14	1:55.392	+8.752	12:45:57.206
15	2:24.917	+38.277	12:48:22.123
16	1:47.954	+1.314	12:50:10.077
17	1:49.005	+2.365	12:51:59.082
18	1:49.092	+2.452	12:53:48.174
19	1:47.745	+1.105	12:55:35.919
20	1:49.107	+2.467	12:57:25.026
21	1:48.025	+1.385	12:59:13.051
p22	1:53.858	+7.218	13:01:06.910

(24) T2L

1	1:58.874	+11.971	12:02:18.674
p2	2:00.026	+13.123	12:04:18.701
3	7:02.074	+5:15.171	12:11:20.775
4	1:57.949	+11.046	12:13:18.724
5	1:56.443	+9.540	12:15:15.167
6	1:56.545	+9.642	12:17:11.712
p7	2:02.105	+15.202	12:19:13.818
8	4:03.385	+2:16.482	12:23:17.203
9	1:50.591	+3.688	12:25:07.794
10	1:48.083	+1.180	12:26:55.877
11	1:49.038	+2.135	12:28:44.915
12	1:46.903		12:30:31.818
13	1:47.952	+1.049	12:32:19.770
p14	1:56.698	+9.795	12:34:16.469

(5) COLOMER TR

1	1:47.823	+0.815	12:03:05.135
2	1:47.497	+0.489	12:04:52.632
3	1:47.854	+0.846	12:06:40.486
4	1:49.109	+2.101	12:08:29.595
5	1:49.530	+2.522	12:10:19.125
6	1:53.528	+6.520	12:12:12.653
p7	2:05.001	+17.993	12:14:17.655
8	21:01.415	+19:14.407	12:35:19.070
9	1:49.781	+2.773	12:37:08.851
10	1:47.760	+0.752	12:38:56.611
11	1:48.011	+1.003	12:40:44.622
12	1:47.008		12:42:31.630
p13	1:59.879	+12.871	12:44:31.510
14	9:43.131	+7:56.123	12:54:14.641
15	1:59.659	+12.651	12:56:14.300
16	1:51.253	+4.245	12:58:05.553
17	1:49.259	+2.251	12:59:54.812
18	1:50.924	+3.916	13:01:45.736

(10) SALVI

1	1:51.853	+4.823	12:19:45.145
2	1:50.707	+3.677	12:21:35.852
3	1:49.375	+2.345	12:23:25.227
4	1:48.726	+1.696	12:25:13.953
5	1:49.283	+2.253	12:27:03.236
6	1:48.883	+1.853	12:28:52.119
7	1:47.862	+0.832	12:30:39.981
8	1:48.053	+1.023	12:32:28.034
9	1:49.130	+2.100	12:34:17.164
10	1:49.696	+2.666	12:36:06.860
11	1:49.288	+2.258	12:37:56.148
12	1:48.272	+1.242	12:39:44.420
13	1:48.107	+1.077	12:41:32.527
14	1:48.380	+1.350	12:43:20.907
15	1:47.030		12:45:07.937
p16	1:59.455	+12.425	12:47:07.393

(12) F&D SPORT

1	1:48.530	+0.735	12:02:16.245
2	1:47.795		12:04:04.040
3	1:48.848	+1.053	12:05:52.888
4	1:48.179	+0.384	12:07:41.067
5	1:48.606	+0.811	12:09:29.673
6	1:51.024	+3.229	12:11:20.697
7	1:48.532	+0.737	12:13:09.229
8	1:48.941	+1.146	12:14:58.170
p9	1:54.991	+7.196	12:16:53.162
10	4:31.539	+2:43.744	12:21:24.701
11	1:55.246	+7.451	12:23:19.947
12	1:51.979	+4.184	12:25:11.926
13	1:50.984	+3.189	12:27:02.910
14	1:50.405	+2.610	12:28:53.315
15	1:50.061	+2.266	12:30:43.376
16	1:49.118	+1.323	12:32:32.494
17	1:49.820	+2.025	12:34:22.314
18	1:48.350	+0.555	12:36:10.664
19	1:47.978	+0.183	12:37:58.642
p20	1:56.345	+8.550	12:39:54.988

(15) J&D SPORT

1	1:55.511	+7.652	12:04:10.520
2	1:52.814	+4.955	12:06:03.334
3	1:49.634	+1.775	12:07:52.968
4	1:49.872	+2.013	12:09:42.840
5	1:49.690	+1.831	12:11:32.530
p6	1:56.896	+9.037	12:13:29.427
7	6:44.140	+4:56.281	12:20:13.567
8	1:53.123	+5.264	12:22:06.690
9	1:54.702	+6.843	12:24:01.392
10	1:53.984	+6.125	12:25:55.376
11	1:51.553	+3.694	12:27:46.929
p12	2:00.813	+12.954	12:29:47.743
13	14:09.309	+12:21.450	12:43:57.052
14	1:51.480	+3.621	12:45:48.532
15	1:49.447	+1.588	12:47:37.979
16	1:48.680	+0.821	12:49:26.659
17	1:48.684	+0.825	12:51:15.343
18	1:48.164	+0.305	12:53:03.507
19	1:47.999	+0.140	12:54:51.506
20	1:48.579	+0.720	12:56:40.085
21	1:47.859		12:58:27.944
22	1:49.025	+1.166	13:00:16.969

(8) MILLAS-GUITART

1	2:00.937	+12.529	12:08:23.002
---	----------	---------	--------------





RODI - POWER ONE ENDURANCE

1ª CARRERA TRIANGULAR RESISTENCIA

ALCARRAS 3,800 km

ENTRENOS CRONOMETRADOS

28/02/2010 12:00

Clasificación (1:00:00 Tiempo) iniciado a 12:00:00

Lap	Lap Tm	Diff	Time of Day
2	1:56.937	+8.529	12:10:19.939
3	1:56.135	+7.727	12:12:16.074
4	1:55.898	+7.490	12:14:11.972
5	1:53.869	+5.461	12:16:05.841
6	1:52.181	+3.773	12:17:58.022
7	1:54.620	+6.212	12:19:52.642
8	1:52.671	+4.263	12:21:45.313
9	1:53.465	+5.057	12:23:38.778
10	1:53.391	+4.983	12:25:32.169
p11	2:01.270	+12.862	12:27:33.440
12	2:57.260	+1:08.852	12:30:30.700
13	1:53.134	+4.726	12:32:23.834
14	1:52.279	+3.871	12:34:16.113
15	1:50.450	+2.042	12:36:06.563
16	1:50.460	+2.052	12:37:57.023
17	1:50.157	+1.749	12:39:47.180
18	1:50.003	+1.595	12:41:37.183
19	1:50.160	+1.752	12:43:27.343
20	1:49.509	+1.101	12:45:16.852
21	1:51.203	+2.795	12:47:08.055
22	1:50.294	+1.886	12:48:58.349
23	1:51.429	+3.021	12:50:49.778
24	1:52.554	+4.146	12:52:42.332
25	1:48.408		12:54:30.740
26	1:50.712	+2.304	12:56:21.452
27	1:49.724	+1.316	12:58:11.176
p28	1:56.530	+8.122	13:00:07.707

(2) MAGNATEAM

1	3:58.841	+2:09.698	12:17:24.240
2	1:49.848	+0.705	12:19:14.088
3	1:49.526	+0.383	12:21:03.614
4	1:49.143		12:22:52.757
p5	2:02.050	+12.907	12:24:54.808
6	5:13.658	+3:24.515	12:30:08.466
7	1:50.825	+1.682	12:31:59.291
8	1:50.556	+1.413	12:33:49.847
9	1:49.622	+0.479	12:35:39.469
10	1:49.232	+0.089	12:37:28.701
p11	2:03.765	+14.622	12:39:32.467
12	19:25.467	+17:36.324	12:58:57.934
13	1:49.994	+0.851	13:00:47.928

(41) CAT 141

1	1:53.183	+3.852	12:26:53.551
2	1:53.484	+4.153	12:28:47.035
3	1:50.909	+1.578	12:30:37.944
4	1:51.242	+1.911	12:32:29.186
5	1:49.957	+0.626	12:34:19.143
6	1:49.331		12:36:08.474
7	1:49.900	+0.569	12:37:58.374
p8	1:58.300	+8.969	12:39:56.675
9	4:57.503	+3:08.172	12:44:54.178
10	1:51.431	+2.100	12:46:45.609
11	1:51.239	+1.908	12:48:36.848
12	1:52.188	+2.857	12:50:29.036
13	1:50.684	+1.353	12:52:19.720
p14	2:05.896	+16.565	12:54:25.617
15	3:18.447	+1:29.116	12:57:44.064
16	1:51.042	+1.711	12:59:35.106
17	1:50.407	+1.076	13:01:25.513

(19) BEN RACING

1	1:51.183	+1.506	12:02:51.186
2	1:51.153	+1.476	12:04:42.339
p3	1:55.793	+6.116	12:06:38.133

Lap	Lap Tm	Diff	Time of Day
4	2:41.871	+52.194	12:09:20.004
5	1:53.437	+3.760	12:11:13.441
6	1:50.777	+1.100	12:13:04.218
7	1:50.798	+1.121	12:14:55.016
8	1:49.866	+0.189	12:16:44.882
9	1:49.677		12:18:34.559
10	1:49.825	+0.148	12:20:24.384
11	1:52.535	+2.858	12:22:16.919
12	1:54.837	+5.160	12:24:11.756
p13	2:00.952	+11.275	12:26:12.709
14	3:51.759	+2:02.082	12:30:04.468
15	1:53.435	+3.758	12:31:57.903
16	1:54.417	+4.740	12:33:52.320
17	1:53.433	+3.756	12:35:45.753
18	1:52.651	+2.974	12:37:38.404
19	1:52.922	+3.245	12:39:31.326
20	1:52.182	+2.505	12:41:23.508
21	1:51.529	+1.852	12:43:15.037
22	1:51.001	+1.324	12:45:06.038
23	1:51.688	+2.011	12:46:57.726
24	1:51.784	+2.107	12:48:49.510
25	1:50.985	+1.308	12:50:40.495
26	1:52.373	+2.696	12:52:32.868
p27	1:56.800	+7.123	12:54:29.669

(3) BLOCK MOTOR

1	2:10.385	+11.724	12:17:46.395
2	2:07.419	+8.758	12:19:53.814
3	2:06.256	+7.595	12:22:00.070
4	2:06.138	+7.477	12:24:06.208
5	2:04.999	+6.338	12:26:11.207
6	2:04.557	+5.896	12:28:15.764
p7	2:06.825	+8.164	12:30:22.590
8	3:56.437	+1:57.776	12:34:19.027
9	2:01.759	+3.098	12:36:20.786
10	2:00.162	+1.501	12:38:20.948
11	2:00.254	+1.593	12:40:21.202
12	1:59.660	+0.999	12:42:20.862
13	1:59.440	+0.779	12:44:20.302
14	1:58.661		12:46:18.963
p15	2:26.036	+27.375	12:48:45.000





RODI - POWER ONE ENDURANCE

Clasificado por vueltas

1ª CARRERA TRIANGULAR RESISTENCIA

ALCARRAS 3,800 km

CARRERA

28/02/2010 15:04

Carrera iniciado a 15:04:16

Pos.	Nº	Nombre	Clase	Vueltas	Dif. resp. 1º	Dif. resp. anterior	Mejor Tm	En Vuelta	Total Tº	Punto
1	36	CIRCUIT ALCARRAS-RODI 2	EXTREM	102			1:42.364	70	3:00:26.781	25
2	38	38 TEAM	EXTREM	102	21.346	21.346	1:42.865	10	3:00:48.127	20
3	47	EGT TEAM	EXTREM	102	56.505	35.159	1:41.270	4	3:01:23.286	16
4	25	GUZZI MOTO BOX	SUPERSPORT	101	1 Vuelta	1 Vuelta	1:43.141	79	3:00:28.971	25
5	48	ILUSION TEAM	EXTREM	100	2 Vueltas	1 Vuelta	1:40.383	41	3:00:18.651	13
6	6	H. GUASCH ENDURANCE	EXTREM	100	2 Vueltas	28.292	1:43.247	66	3:00:46.943	11
7	21	AMM RESISTENCIA	MASTER	98	4 Vueltas	2 Vueltas	1:46.368	44	3:00:13.420	25
8	1	TEAM BAKET	EXTREM	98	4 Vueltas	28.239	1:44.486	12	3:00:41.659	10
9	12	F&D SPORT	2 MOTOS	98	4 Vueltas	19.784	1:45.829	48	3:01:01.443	25
10	14	CUSIART	SUPERSPORT	98	4 Vueltas	40.851	1:44.897	13	3:01:42.294	20
11	16	LAUNCH ENDURANCE 2	MASTER	97	5 Vueltas	1 Vuelta	1:45.334	11	3:00:15.280	20
12	41	CAT 141	MASTER	97	5 Vueltas	5.129	1:47.143	59	3:00:20.409	16
13	5	COLOMER TR	SUPERSPORT	97	5 Vueltas	4.059	1:47.658	49	3:00:24.468	16
14	9	TEAM BAKET 2	SUPERSPORT	97	5 Vueltas	15.048	1:45.340	13	3:00:39.516	13
15	17	LAUNCH ENDURANCE 1	MASTER	97	5 Vueltas	26.879	1:47.511	61	3:01:06.395	13
16	10	SALVI	2 MOTOS	96	6 Vueltas	1 Vuelta	1:47.080	85	3:00:46.595	20
17	7	BAUTISTA-CEBRIAN	EXTREM	96	6 Vueltas	59.738	1:46.605	16	3:01:46.333	9
18	8	MILLAS-GUITART	2 MOTOS	95	7 Vueltas	1 Vuelta	1:48.732	5	3:01:28.865	16
19	2	MAGNATEAM	2 MOTOS	94	8 Vueltas	1 Vuelta	1:45.474	41	2:57:53.924	13
20	19	BEN RACING	SUPERSPORT	94	8 Vueltas	2:11.310	1:50.233	48	3:00:05.234	11
21	24	T2L	LEGEND	91	11 Vueltas	3 Vueltas	1:48.462	6	3:00:33.603	25
22	15	J&D SPORT	MASTER	89	13 Vueltas	2 Vueltas	1:48.144	24	3:01:10.661	11
23	3	BLOCK MOTOR	LEGEND	88	14 Vueltas	1 Vuelta	1:57.665	36	3:01:44.297	20

No clasificado

NT	34	CIRCUIT ALCARRAS-RODI 1	EXTREM	93	NT		1:40.418	15	2:41:30.493	0
NT	18	RPM SUPERSPORT MOTOS	MASTER	39	NT		1:44.094	14	1:14:55.841	0

Margin of Victory	Avg. Speed	Best Lap Tm	Best Spd	Best Lap by
21.346	128,880	1:40.383	136,278	48 - ILUSION TEAM

CRONOSYSTEM

Orbits





RODI - POWER ONE ENDURANCE

Clasificado por vueltas

1ª CARRERA TRIANGULAR RESISTENCIA

ALCARRAS 3,800 km

CARRERA

28/02/2010 15:04

Carrera iniciado a 15:04:16

Pos.	Nº	Nombre	Clase	Vueltas	Dif. resp. 1º	Dif. resp. anterior	Mejor Tm	En Vuelta	Total Tº	Punto
2 MOTOS										
1	12	F&D SPORT	2 MOTOS	98			1:45.829	48	3:01:01.443	25
2	10	SALVI	2 MOTOS	96	2 Vueltas	2 Vueltas	1:47.080	85	3:00:46.595	20
3	8	MILLAS-GUITART	2 MOTOS	95	3 Vueltas	1 Vuelta	1:48.732	5	3:01:28.865	16
4	2	MAGNATEAM	2 MOTOS	94	4 Vueltas	1 Vuelta	1:45.474	41	2:57:53.924	13
EXTREM										
1	36	CIRCUIT ALCARRAS-RODI 2	EXTREM	102			1:42.364	70	3:00:26.781	25
2	38	38 TEAM	EXTREM	102	21.346	21.346	1:42.865	10	3:00:48.127	20
3	47	EGT TEAM	EXTREM	102	56.505	35.159	1:41.270	4	3:01:23.286	16
4	48	ILUSION TEAM	EXTREM	100	2 Vueltas	2 Vueltas	1:40.383	41	3:00:18.651	13
5	6	H. GUASCH ENDURANCE	EXTREM	100	2 Vueltas	28.292	1:43.247	66	3:00:46.943	11
6	1	TEAM BAKET	EXTREM	98	4 Vueltas	2 Vueltas	1:44.486	12	3:00:41.659	10
7	7	BAUTISTA-CEBRIAN	EXTREM	96	6 Vueltas	2 Vueltas	1:46.605	16	3:01:46.333	9
No clasificado										
NT	34	CIRCUIT ALCARRAS-RODI 1	EXTREM	93	NT		1:40.418	15	2:41:30.493	0
LEGEND										
1	24	T2L	LEGEND	91			1:48.462	6	3:00:33.603	25
2	3	BLOCK MOTOR	LEGEND	88	3 Vueltas	3 Vueltas	1:57.665	36	3:01:44.297	20
MASTER										
1	21	AMM RESISTENCIA	MASTER	98			1:46.368	44	3:00:13.420	25
2	16	LAUNCH ENDURANCE 2	MASTER	97	1 Vuelta	1 Vuelta	1:45.334	11	3:00:15.280	20
3	41	CAT 141	MASTER	97	1 Vuelta	5.129	1:47.143	59	3:00:20.409	16
4	17	LAUNCH ENDURANCE 1	MASTER	97	1 Vuelta	45.986	1:47.511	61	3:01:06.395	13
5	15	J&D SPORT	MASTER	89	9 Vueltas	8 Vueltas	1:48.144	24	3:01:10.661	11
No clasificado										
NT	18	RPM SUPERSPORT MOTOS	MASTER	39	NT		1:44.094	14	1:14:55.841	0
SUPERSPORT										
1	25	GUZZI MOTO BOX	SUPERSPORT	101			1:43.141	79	3:00:28.971	25
2	14	CUSIART	SUPERSPORT	98	3 Vueltas	3 Vueltas	1:44.897	13	3:01:42.294	20
3	5	COLOMER TR	SUPERSPORT	97	4 Vueltas	1 Vuelta	1:47.658	49	3:00:24.468	16
4	9	TEAM BAKET 2	SUPERSPORT	97	4 Vueltas	15.048	1:45.340	13	3:00:39.516	13
5	19	BEN RACING	SUPERSPORT	94	7 Vueltas	3 Vueltas	1:50.233	48	3:00:05.234	11

Margin of Victory	Avg. Speed	Best Lap Tm	Best Spd	Best Lap by
21.346	128,880	1:40.383	136,278	48 - ILUSION TEAM

CRONOSYSTEM

Orbits





RODI - POWER ONE ENDURANCE

1ª CARRERA TRIANGULAR RESISTENCIA

ALCARRAS 3,800 km

CARRERA

28/02/2010 15:04

Carrera iniciado a 15:04:16

Lap	Lap Tm	Diff	Time of Day	Lap	Lap Tm	Diff	Time of Day	Lap	Lap Tm	Diff	Time of Day				
(36) CIRCUIT ALCARRAS-RODI 2															
1			15:06:08.095	65	1:43.563	+1.199	16:59:19.256	27	1:44.752	+1.887	15:51:15.818				
2	1:44.164	+1.800	15:07:52.259	66	1:42.980	+0.616	17:01:02.236	28	1:44.946	+2.081	15:53:00.764				
3	1:43.909	+1.545	15:09:36.168	67	1:42.865	+0.501	17:02:45.101	p29	1:47.319	+4.454	15:54:48.083				
4	1:43.538	+1.174	15:11:19.706	68	1:42.921	+0.557	17:04:28.022	30	2:41.315	+58.450	15:57:29.399				
5	1:43.400	+1.036	15:13:03.106	69	1:43.950	+1.586	17:06:11.972	31	1:44.672	+1.807	15:59:14.071				
6	1:43.313	+0.949	15:14:46.419	70	1:42.364		17:07:54.336	32	1:44.610	+1.745	16:00:58.681				
7	1:43.363	+0.999	15:16:29.782	71	1:44.681	+2.317	17:09:39.017	33	1:44.033	+1.168	16:02:42.714				
8	1:43.167	+0.803	15:18:12.949	72	1:43.811	+1.447	17:11:22.828	34	1:43.817	+0.952	16:04:26.531				
9	1:43.176	+0.812	15:19:56.125	73	1:43.789	+1.425	17:13:06.617	35	1:43.471	+0.606	16:06:10.002				
10	1:43.736	+1.372	15:21:39.861	74	1:43.087	+0.723	17:14:49.704	36	1:43.870	+1.005	16:07:53.872				
11	1:43.308	+0.944	15:23:23.169	75	1:43.516	+1.152	17:16:33.220	37	1:43.627	+0.762	16:09:37.499				
12	1:43.144	+0.780	15:25:06.313	76	1:43.375	+1.011	17:18:16.595	38	1:43.607	+0.742	16:11:21.106				
13	1:43.267	+0.903	15:26:49.580	77	1:43.522	+1.158	17:20:00.117	39	1:44.623	+1.758	16:13:05.729				
14	1:43.798	+1.434	15:28:33.378	78	1:43.772	+1.408	17:21:43.889	40	1:43.983	+1.118	16:14:49.712				
15	1:43.825	+1.461	15:30:17.203	79	1:43.553	+1.189	17:23:27.442	41	1:44.277	+1.412	16:16:33.989				
16	1:43.355	+0.991	15:32:00.558	80	1:43.437	+1.073	17:25:10.879	42	1:44.168	+1.303	16:18:18.157				
17	1:43.232	+0.868	15:33:43.790	81	1:43.551	+1.187	17:26:54.430	43	1:45.776	+2.911	16:20:03.933				
18	1:43.227	+0.863	15:35:27.017	82	1:43.187	+0.823	17:28:37.617	44	1:44.038	+1.173	16:21:47.971				
19	1:43.278	+0.914	15:37:10.295	83	1:44.265	+1.901	17:30:21.882	45	1:44.470	+1.605	16:23:32.441				
20	1:43.248	+0.884	15:38:53.543	84	1:45.025	+2.661	17:32:06.907	46	1:44.205	+1.340	16:25:16.646				
21	1:43.352	+0.988	15:40:36.895	p85	1:47.540	+5.176	17:33:54.447	47	1:45.214	+2.349	16:27:01.860				
22	1:43.813	+1.449	15:42:20.708	86	2:13.397	+31.033	17:36:07.845	48	1:44.010	+1.145	16:28:45.870				
23	1:44.216	+1.852	15:44:04.924	87	1:46.184	+3.820	17:37:54.029	49	1:43.823	+0.958	16:30:29.693				
24	1:43.407	+1.043	15:45:48.331	88	1:45.105	+2.741	17:39:39.134	50	1:44.287	+1.422	16:32:13.980				
25	1:43.415	+1.051	15:47:31.746	89	1:45.348	+2.984	17:41:24.482	51	1:45.289	+2.424	16:33:59.269				
26	1:43.299	+0.935	15:49:15.045	90	1:47.251	+4.887	17:43:11.733	52	1:44.419	+1.554	16:35:43.688				
27	1:44.147	+1.783	15:50:59.192	91	1:46.365	+4.001	17:44:58.098	53	1:45.844	+2.979	16:37:29.532				
28	1:44.277	+1.913	15:52:43.469	92	1:45.418	+3.054	17:46:43.516	54	1:45.531	+2.666	16:39:15.063				
p29	1:45.927	+3.563	15:54:29.396	93	1:45.213	+2.849	17:48:28.729	55	1:45.240	+2.375	16:41:00.303				
30	2:14.400	+32.036	15:56:43.797	94	1:45.939	+3.575	17:50:14.668	p56	1:48.033	+5.168	16:42:48.336				
31	1:46.184	+3.820	15:58:29.981	95	1:47.292	+4.928	17:52:01.960	57	2:56.258	+1:13.393	16:45:44.595				
32	1:45.663	+3.299	16:00:15.644	96	1:46.523	+4.159	17:53:48.483	58	1:43.781	+0.916	16:47:28.376				
33	1:45.225	+2.861	16:02:00.869	97	1:48.247	+5.883	17:55:36.730	59	1:44.089	+1.224	16:49:12.465				
34	1:44.921	+2.557	16:03:45.790	98	1:49.259	+6.895	17:57:25.989	60	1:43.213	+0.348	16:50:55.678				
35	1:44.196	+1.832	16:05:29.986	99	1:48.280	+5.916	17:59:14.269	61	1:43.636	+0.771	16:52:39.314				
36	1:45.530	+3.166	16:07:15.516	100	1:49.313	+6.949	18:01:03.582	62	1:43.197	+0.332	16:54:22.511				
37	1:44.461	+2.097	16:08:59.977	101	1:49.775	+7.411	18:02:53.357	63	1:43.656	+0.791	16:56:06.167				
38	1:44.956	+2.592	16:10:44.933	102	1:49.688	+7.324	18:04:43.045	64	1:43.506	+0.641	16:57:49.673				
39	1:45.029	+2.665	16:12:29.962	(38) 38 TEAM											
40	1:47.534	+5.170	16:14:17.496	1			15:06:11.972	65	1:43.175	+0.310	16:59:32.848				
41	1:44.408	+2.044	16:16:01.904	2	1:44.308	+1.443	15:07:56.280	66	1:44.496	+1.631	17:01:17.344				
42	1:44.586	+2.222	16:17:46.490	3	1:43.881	+1.016	15:09:40.161	67	1:44.720	+1.855	17:03:02.064				
43	1:45.447	+3.083	16:19:31.937	4	1:44.389	+1.524	15:11:24.550	68	1:43.784	+0.919	17:04:45.848				
44	1:45.398	+3.034	16:21:17.335	5	1:43.831	+0.966	15:13:08.381	69	1:44.105	+1.240	17:06:29.953				
45	1:45.568	+3.204	16:23:02.903	6	1:43.263	+0.398	15:14:51.644	70	1:43.769	+0.904	17:08:13.722				
46	1:45.315	+2.951	16:24:48.218	7	1:43.616	+0.751	15:16:35.260	71	1:43.723	+0.858	17:09:57.445				
47	1:45.126	+2.762	16:26:33.344	8	1:43.222	+0.357	15:18:18.482	72	1:44.883	+2.018	17:11:42.328				
48	1:45.614	+3.250	16:28:18.958	9	1:43.215	+0.350	15:20:01.697	73	1:44.568	+1.703	17:13:26.896				
49	1:46.397	+4.033	16:30:05.355	10	1:42.865		15:21:44.562	74	1:45.505	+2.640	17:15:12.401				
50	1:45.275	+2.911	16:31:50.630	11	1:43.301	+0.436	15:23:27.863	75	1:44.895	+2.030	17:16:57.296				
51	1:45.592	+3.228	16:33:36.222	12	1:43.458	+0.593	15:25:11.321	76	1:44.941	+2.076	17:18:42.237				
52	1:45.444	+3.080	16:35:21.666	13	1:43.314	+0.449	15:26:54.635	77	1:45.353	+2.488	17:20:27.590				
53	1:44.931	+2.567	16:37:06.597	14	1:44.185	+1.320	15:28:38.820	78	1:45.114	+2.249	17:22:12.704				
54	1:44.791	+2.427	16:38:51.388	15	1:44.277	+1.412	15:30:23.097	79	1:45.452	+2.587	17:23:58.156				
55	1:47.161	+4.797	16:40:38.549	16	1:43.775	+0.910	15:32:06.872	p80	1:48.378	+5.513	17:25:46.534				
56	1:47.157	+4.793	16:42:25.706	17	1:43.639	+0.774	15:33:50.511	81	2:41.210	+58.345	17:28:27.745				
p57	1:49.946	+7.582	16:44:15.652	18	1:43.737	+0.872	15:35:34.248	82	1:45.415	+2.550	17:30:13.160				
58	2:58.415	+1:16.051	16:47:14.068	19	1:44.198	+1.333	15:37:18.446	83	1:43.714	+0.849	17:31:56.874				
59	1:45.415	+3.051	16:48:59.483	20	1:44.907	+2.042	15:39:03.353	84	1:43.355	+0.490	17:33:40.229				
60	1:43.804	+1.440	16:50:43.287	21	1:44.468	+1.603	15:40:47.821	85	1:44.875	+2.010	17:35:25.104				
61	1:43.462	+1.098	16:52:26.749	22	1:44.216	+1.351	15:42:32.037	86	1:44.235	+1.370	17:37:09.339				
62	1:43.062	+0.698	16:54:09.811	23	1:44.804	+1.939	15:44:16.841	87	1:43.622	+0.757	17:38:52.961				
63	1:42.783	+0.419	16:55:52.594	24	1:44.616	+1.751	15:46:01.457	88	1:44.374	+1.509	17:40:37.335				
64	1:43.099	+0.735	16:57:35.693	25	1:44.707	+1.842	15:47:46.164	89	1:44.709	+1.844	17:42:22.044				
				26	1:44.902	+2.037	15:49:31.066	90	1:44.085	+1.220	17:44:06.129				
								91	1:43.910	+1.045	17:45:50.039				
								92	1:44.172	+1.307	17:47:34.211				

CRONOSYSTEM

Orbits





RODI - POWER ONE ENDURANCE

1ª CARRERA TRIANGULAR RESISTENCIA

ALCARRAS 3,800 km

CARRERA

28/02/2010 15:04

Carrera iniciado a 15:04:16

Lap	Lap Tm	Diff	Time of Day	Lap	Lap Tm	Diff	Time of Day	Lap	Lap Tm	Diff	Time of Day
93	1:44.406	+1.541	17:49:18.617	55	1:48.378	+7.108	16:41:14.883	17	1:44.218	+1.077	15:33:58.791
94	1:45.304	+2.439	17:51:03.921	56	1:48.737	+7.467	16:43:03.620	18	1:44.101	+0.960	15:35:42.892
95	1:44.981	+2.116	17:52:48.902	57	1:48.934	+7.664	16:44:52.554	19	1:44.002	+0.861	15:37:26.894
96	1:45.091	+2.226	17:54:33.993	58	1:49.091	+7.821	16:46:41.645	20	1:44.210	+1.069	15:39:11.104
97	1:45.378	+2.513	17:56:19.371	59	1:49.980	+8.710	16:48:31.625	21	1:44.985	+1.844	15:40:56.089
98	1:45.389	+2.524	17:58:04.760	60	1:47.179	+5.909	16:50:18.804	22	1:44.972	+1.831	15:42:41.061
99	1:44.933	+2.068	17:59:49.693	61	1:47.658	+6.388	16:52:06.462	23	1:44.433	+1.292	15:44:25.494
100	1:44.382	+1.517	18:01:34.075	62	1:48.843	+7.573	16:53:55.305	24	1:44.180	+1.039	15:46:09.674
101	1:45.055	+2.190	18:03:19.130	63	1:48.910	+7.640	16:55:44.215	25	1:44.160	+1.019	15:47:53.834
102	1:45.261	+2.396	18:05:04.391	64	1:50.118	+8.848	16:57:34.333	26	1:44.347	+1.206	15:49:38.181
(47) EGT TEAM				65	1:49.564	+8.294	16:59:23.897	27	1:44.226	+1.085	15:51:22.407
1			15:06:07.109	p66	1:53.907	+12.637	17:01:17.804	28	1:45.429	+2.288	15:53:07.836
2	1:41.857	+0.587	15:07:48.966	67	2:22.952	+41.682	17:03:40.757	p29	1:47.831	+4.690	15:54:55.667
3	1:42.113	+0.843	15:09:31.079	68	1:44.779	+3.509	17:05:25.536	30	2:26.902	+43.761	15:57:22.570
4	1:41.270		15:11:12.349	69	1:44.230	+2.960	17:07:09.766	31	1:47.019	+3.878	15:59:09.589
5	1:41.374	+0.104	15:12:53.723	70	1:44.763	+3.493	17:08:54.529	32	1:46.911	+3.770	16:00:56.500
6	1:42.035	+0.765	15:14:35.758	71	1:43.848	+2.578	17:10:38.377	33	1:46.298	+3.157	16:02:42.798
7	1:42.786	+1.516	15:16:18.544	72	1:44.371	+3.101	17:12:22.748	34	1:45.942	+2.801	16:04:28.740
8	1:41.390	+0.120	15:17:59.934	73	1:44.722	+3.452	17:14:07.470	35	1:46.217	+3.076	16:06:14.957
9	1:42.106	+0.836	15:19:42.040	74	1:43.172	+1.902	17:15:50.642	36	1:48.848	+5.707	16:08:03.805
10	1:41.634	+0.364	15:21:23.674	75	1:43.540	+2.270	17:17:34.182	37	1:46.056	+2.915	16:09:49.861
11	1:42.557	+1.287	15:23:06.231	76	1:45.711	+4.441	17:19:19.893	38	1:45.733	+2.592	16:11:35.594
12	1:43.590	+2.320	15:24:49.821	77	1:44.018	+2.748	17:21:03.911	39	1:46.351	+3.210	16:13:21.945
13	1:42.566	+1.296	15:26:32.387	78	1:43.990	+2.720	17:22:47.901	40	1:46.439	+3.298	16:15:08.384
14	1:42.071	+0.801	15:28:14.458	79	1:44.052	+2.782	17:24:31.953	41	1:45.753	+2.612	16:16:54.137
15	1:42.762	+1.492	15:29:57.220	80	1:44.906	+3.636	17:26:16.859	42	1:45.663	+2.522	16:18:39.800
16	1:42.752	+1.482	15:31:39.972	81	1:44.594	+3.324	17:28:01.453	43	1:45.780	+2.639	16:20:25.580
17	1:42.121	+0.851	15:33:22.093	82	1:44.627	+3.357	17:29:46.080	44	1:45.728	+2.587	16:22:11.308
18	1:42.696	+1.426	15:35:04.789	83	1:44.291	+3.021	17:31:30.371	45	1:45.438	+2.297	16:23:56.746
19	1:43.392	+2.122	15:36:48.181	84	1:45.209	+3.939	17:33:15.580	46	1:45.516	+2.375	16:25:42.262
20	1:43.016	+1.746	15:38:31.197	85	1:44.805	+3.535	17:35:00.385	47	1:46.486	+3.345	16:27:28.748
21	1:43.761	+2.491	15:40:14.958	86	1:44.935	+3.665	17:36:45.320	48	1:47.102	+3.961	16:29:15.850
22	1:42.753	+1.483	15:41:57.711	87	1:45.307	+4.037	17:38:30.627	49	1:47.471	+4.330	16:31:03.321
23	1:42.971	+1.701	15:43:40.682	p88	1:48.599	+7.329	17:40:19.226	50	1:45.772	+2.631	16:32:49.093
24	1:42.950	+1.680	15:45:23.632	89	2:17.647	+36.377	17:42:36.874	51	1:47.709	+4.568	16:34:36.802
25	1:42.840	+1.570	15:47:06.472	90	1:45.823	+4.553	17:44:22.697	p52	1:49.637	+6.496	16:36:26.439
26	1:42.628	+1.358	15:48:49.100	91	1:45.310	+4.040	17:46:08.007	53	2:38.746	+55.605	16:39:05.186
27	1:42.810	+1.540	15:50:31.910	92	1:45.529	+4.259	17:47:53.536	54	1:45.429	+2.288	16:40:50.615
28	1:43.670	+2.400	15:52:15.580	93	1:45.827	+4.557	17:49:39.363	55	1:45.492	+2.351	16:42:36.107
p29	1:46.183	+4.913	15:54:01.763	94	1:46.435	+5.165	17:51:25.798	56	1:45.064	+1.923	16:44:21.171
30	2:21.682	+40.412	15:56:23.446	95	1:46.230	+4.960	17:53:12.028	57	1:44.547	+1.406	16:46:05.718
31	1:46.868	+5.598	15:58:10.314	96	1:46.091	+4.821	17:54:58.119	58	1:44.477	+1.336	16:47:50.195
32	1:46.704	+5.434	15:59:57.018	97	1:46.338	+5.068	17:56:44.457	59	1:44.995	+1.854	16:49:35.190
33	1:47.238	+5.968	16:01:44.256	98	1:46.582	+5.312	17:58:31.039	60	1:44.754	+1.613	16:51:19.944
34	1:46.871	+5.601	16:03:31.127	99	1:47.341	+6.071	18:00:18.380	61	1:44.808	+1.667	16:53:04.752
35	1:47.212	+5.942	16:05:18.339	100	1:46.266	+4.996	18:02:04.646	62	1:44.716	+1.575	16:54:49.468
36	1:47.271	+6.001	16:07:05.610	101	1:47.415	+6.145	18:03:52.061	63	1:43.949	+0.808	16:56:33.417
37	1:47.528	+6.258	16:08:53.138	102	1:47.489	+6.219	18:05:39.550	64	1:44.363	+1.222	16:58:17.780
38	1:47.513	+6.243	16:10:40.651	(25) GUZZI MOTO BOX				65	1:46.881	+3.740	17:00:04.661
39	1:47.975	+6.705	16:12:28.626	1			15:06:09.002	66	1:44.755	+1.614	17:01:49.416
40	1:48.770	+7.500	16:14:17.396	2	1:45.180	+2.039	15:07:54.182	67	1:45.540	+2.399	17:03:34.956
41	1:47.140	+5.870	16:16:04.536	3	1:45.440	+2.299	15:09:39.622	68	1:44.118	+0.977	17:05:19.074
42	1:46.806	+5.536	16:17:51.342	4	1:44.970	+1.829	15:11:24.592	69	1:46.109	+2.968	17:07:05.183
43	1:47.106	+5.836	16:19:38.448	5	1:44.894	+1.753	15:13:09.486	70	1:44.498	+1.357	17:08:49.681
44	1:47.432	+6.162	16:21:25.880	6	1:44.235	+1.094	15:14:53.721	71	1:44.910	+1.769	17:10:34.591
45	1:47.342	+6.072	16:23:13.222	7	1:44.265	+1.124	15:16:37.986	72	1:44.635	+1.494	17:12:19.226
46	1:47.159	+5.889	16:25:00.381	8	1:43.440	+0.299	15:18:21.426	73	1:44.328	+1.187	17:14:03.554
47	1:47.472	+6.202	16:26:47.853	9	1:43.977	+0.836	15:20:05.403	74	1:44.661	+1.520	17:15:48.215
48	1:47.481	+6.211	16:28:35.334	10	1:43.688	+0.547	15:21:49.091	75	1:43.969	+0.828	17:17:32.184
49	1:48.074	+6.804	16:30:23.408	11	1:43.913	+0.772	15:23:33.004	76	1:48.249	+5.108	17:19:20.433
50	1:48.374	+7.104	16:32:11.782	12	1:44.079	+0.938	15:25:17.083	77	1:44.162	+1.021	17:21:04.595
51	1:48.389	+7.119	16:34:00.171	13	1:44.880	+1.739	15:27:01.963	78	1:43.791	+0.650	17:22:48.386
52	1:48.473	+7.203	16:35:48.644	14	1:44.056	+0.915	15:28:46.019	79	1:43.141		17:24:31.527
53	1:48.379	+7.109	16:37:37.023	15	1:43.805	+0.664	15:30:29.824	p80	1:47.191	+4.050	17:26:18.718
54	1:49.482	+8.212	16:39:26.505	16	1:44.749	+1.608	15:32:14.573	81	2:24.268	+41.127	17:28:42.987
								82	1:47.355	+4.214	17:30:30.342

CRONOSYSTEM

Orbits





RODI - POWER ONE ENDURANCE

1ª CARRERA TRIANGULAR RESISTENCIA

ALCARRAS 3,800 km

CARRERA

28/02/2010 15:04

Carrera iniciado a 15:04:16

Lap	Lap Tm	Diff	Time of Day
83	1:47.884	+4.743	17:32:18.226
84	1:47.233	+4.092	17:34:05.459
85	1:47.495	+4.354	17:35:52.954
86	1:47.071	+3.930	17:37:40.025
87	1:47.050	+3.909	17:39:27.075
88	1:48.141	+5.000	17:41:15.216
89	1:47.424	+4.283	17:43:02.640
90	1:47.751	+4.610	17:44:50.391
91	1:49.638	+6.497	17:46:40.029
92	1:48.149	+5.008	17:48:28.178
93	1:47.549	+4.408	17:50:15.727
94	1:47.837	+4.696	17:52:03.564
95	1:48.557	+5.416	17:53:52.121
96	1:47.709	+4.568	17:55:39.830
97	1:48.790	+5.649	17:57:28.620
98	1:47.373	+4.232	17:59:15.993
99	1:48.438	+5.297	18:01:04.431
100	1:50.880	+7.739	18:02:55.311
101	1:49.924	+6.783	18:04:45.235

(48) ILUSION TEAM

Lap	Lap Tm	Diff	Time of Day
1			15:06:34.936
2	1:48.985	+8.602	15:08:23.921
3	1:48.603	+8.220	15:10:12.524
4	1:48.695	+8.312	15:12:01.219
5	1:47.693	+7.310	15:13:48.912
6	1:47.032	+6.649	15:15:35.944
7	1:47.728	+7.345	15:17:23.672
8	1:45.934	+5.551	15:19:09.606
9	1:47.707	+7.324	15:20:57.313
10	1:46.922	+6.539	15:22:44.235
11	1:45.533	+5.150	15:24:29.768
12	1:45.637	+5.254	15:26:15.405
13	1:46.615	+6.232	15:28:02.020
14	1:45.116	+4.733	15:29:47.136
15	1:46.235	+5.852	15:31:33.371
16	1:45.992	+5.609	15:33:19.363
17	1:45.421	+5.038	15:35:04.784
18	1:49.172	+8.789	15:36:53.956
19	1:45.950	+5.567	15:38:39.906
20	1:45.302	+4.919	15:40:25.208
21	1:47.511	+7.128	15:42:12.719
22	1:45.450	+5.067	15:43:58.169
p23	1:54.875	+14.492	15:45:53.044
24	2:50.431	+1:10.048	15:48:43.476
25	1:42.548	+2.165	15:50:26.024
26	1:43.212	+2.829	15:52:09.236
27	1:42.446	+2.063	15:53:51.682
28	1:42.407	+2.024	15:55:34.089
29	1:41.474	+1.091	15:57:15.563
30	1:42.549	+2.166	15:58:58.112
31	1:41.954	+1.571	16:00:40.066
32	1:41.750	+1.367	16:02:21.816
33	1:42.192	+1.809	16:04:04.008
34	1:41.644	+1.261	16:05:45.652
35	1:41.033	+0.650	16:07:26.685
36	1:41.557	+1.174	16:09:08.242
37	1:41.018	+0.635	16:10:49.260
38	1:42.236	+1.853	16:12:31.496
39	1:41.622	+1.239	16:14:13.118
40	1:40.893	+0.510	16:15:54.011
41	1:40.383		16:17:34.394
42	1:41.178	+0.795	16:19:15.572
43	1:41.667	+1.284	16:20:57.239
44	1:41.758	+1.375	16:22:38.997
45	1:41.824	+1.441	16:24:20.821

Lap	Lap Tm	Diff	Time of Day
46	1:41.764	+1.381	16:26:02.585
47	1:42.170	+1.787	16:27:44.755
48	1:41.914	+1.531	16:29:26.669
49	1:41.888	+1.505	16:31:08.557
50	1:42.307	+1.924	16:32:50.864
p51	1:46.346	+5.963	16:34:37.210
52	4:09.733	+2:29.350	16:38:46.944
53	1:51.257	+10.874	16:40:38.201
54	1:49.766	+9.383	16:42:27.967
55	1:45.573	+5.190	16:44:13.540
56	1:45.544	+5.161	16:45:59.084
57	1:45.005	+4.622	16:47:44.089
58	1:44.380	+3.997	16:49:28.469
59	1:45.366	+4.983	16:51:13.835
60	1:44.872	+4.489	16:52:58.707
61	1:47.320	+6.937	16:54:46.027
62	1:44.713	+4.330	16:56:30.740
63	2:15.063	+34.680	16:58:45.803
64	2:05.040	+24.657	17:00:50.843
65	1:46.871	+6.488	17:02:37.714
66	1:49.770	+9.387	17:04:27.484
67	1:48.312	+7.929	17:06:15.796
68	1:45.628	+5.245	17:08:01.424
69	1:46.373	+5.990	17:09:47.797
70	1:47.057	+6.674	17:11:34.854
71	1:46.053	+5.670	17:13:20.907
p72	1:51.501	+11.118	17:15:12.408
73	3:00.871	+1:20.488	17:18:13.280
74	1:43.154	+2.771	17:19:56.434
75	1:44.636	+4.253	17:21:41.070
76	1:42.410	+2.027	17:23:23.480
77	1:42.673	+2.290	17:25:06.153
78	1:42.594	+2.211	17:26:48.747
79	1:42.198	+1.815	17:28:30.945
80	1:43.124	+2.741	17:30:14.069
81	1:41.719	+1.336	17:31:55.788
82	1:42.261	+1.878	17:33:38.049
83	1:42.579	+2.196	17:35:20.628
84	1:42.221	+1.838	17:37:02.849
85	1:42.572	+2.189	17:38:45.421
86	1:42.521	+2.138	17:40:27.942
87	1:42.168	+1.785	17:42:10.110
88	1:41.625	+1.242	17:43:51.735
89	1:42.144	+1.761	17:45:33.879
90	1:42.611	+2.228	17:47:16.490
91	1:43.111	+2.728	17:48:59.601
92	1:43.107	+2.724	17:50:42.708
93	1:42.723	+2.340	17:52:25.431
94	1:43.051	+2.668	17:54:08.482
95	1:44.040	+3.657	17:55:52.522
96	1:43.370	+2.987	17:57:35.892
97	1:43.273	+2.890	17:59:19.165
98	1:42.805	+2.422	18:01:01.970
99	1:44.079	+3.696	18:02:46.049
100	1:48.866	+8.483	18:04:34.915

(6) H. GUASCH ENDURANCE

Lap	Lap Tm	Diff	Time of Day
1			15:06:14.766
2	1:49.061	+5.814	15:08:03.827
3	1:46.118	+2.871	15:09:49.945
4	1:44.605	+1.358	15:11:34.550
5	1:44.724	+1.477	15:13:19.274
6	1:44.920	+1.673	15:15:04.194
7	1:45.471	+2.224	15:16:49.665
8	1:45.064	+1.817	15:18:34.729
9	1:45.287	+2.040	15:20:20.016

Lap	Lap Tm	Diff	Time of Day
10	1:45.107	+1.860	15:22:05.123
11	1:45.992	+2.745	15:23:51.115
12	1:44.261	+1.014	15:25:35.376
13	1:43.973	+0.726	15:27:19.349
14	1:43.898	+0.651	15:29:03.247
15	1:44.222	+0.975	15:30:47.469
16	1:44.450	+1.203	15:32:31.919
17	1:44.423	+1.176	15:34:16.342
18	1:44.233	+0.986	15:36:00.575
19	1:43.728	+0.481	15:37:44.303
20	1:45.003	+1.756	15:39:29.306
21	1:44.006	+0.759	15:41:13.312
22	1:44.757	+1.510	15:42:58.069
23	1:44.184	+0.937	15:44:42.253
24	1:44.946	+1.699	15:46:27.199
25	1:45.738	+2.491	15:48:12.937
p26	1:49.113	+5.866	15:50:02.050
27	2:28.421	+45.174	15:52:30.472
28	1:46.388	+3.141	15:54:16.860
29	1:47.756	+4.509	15:56:04.616
30	1:47.536	+4.289	15:57:52.152
31	1:47.771	+4.524	15:59:39.923
32	1:46.835	+3.588	16:01:26.758
33	1:47.460	+4.213	16:03:14.218
34	1:48.740	+5.493	16:05:02.958
35	1:47.366	+4.119	16:06:50.324
36	1:48.124	+4.877	16:08:38.448
37	1:48.653	+5.406	16:10:27.101
38	1:49.774	+6.527	16:12:16.875
39	1:50.015	+6.768	16:14:06.890
40	1:51.591	+8.344	16:15:58.481
41	1:50.539	+7.292	16:17:49.020
42	1:51.128	+7.881	16:19:40.148
43	1:50.873	+7.626	16:21:31.021
44	1:49.470	+6.223	16:23:20.491
45	1:49.773	+6.526	16:25:10.264
46	1:49.399	+6.152	16:26:59.663
47	1:48.707	+5.460	16:28:48.370
48	1:48.937	+5.690	16:30:37.307
49	1:50.224	+6.977	16:32:27.531
50	1:49.861	+6.614	16:34:17.392
p51	1:54.104	+10.857	16:36:11.496
52	3:28.285	+1:45.038	16:39:39.782
53	1:46.116	+2.869	16:41:25.898
54	1:46.273	+3.026	16:43:12.171
55	1:44.924	+1.677	16:44:57.095
56	1:44.783	+1.536	16:46:41.878
57	1:45.100	+1.853	16:48:26.978
58	1:45.066	+1.819	16:50:12.044
59	1:44.435	+1.188	16:51:56.479
60	1:45.200	+1.953	16:53:41.679
61	1:43.645	+0.398	16:55:25.324
62	1:45.289	+2.042	16:57:10.613
63	1:44.857	+1.610	16:58:55.470
64	1:43.794	+0.547	17:00:39.264
65	1:43.328	+0.081	17:02:22.592
66	1:43.247		17:04:05.839
67	1:45.599	+2.352	17:05:51.438
68	1:44.559	+1.312	17:07:35.997
69	1:44.555	+1.308	17:09:20.552
70	1:43.431	+0.184	17:11:03.983
71	1:44.188	+0.941	17:12:48.171
72	1:44.956	+1.709	17:14:33.127
73	1:44.038	+0.791	17:16:17.165
74	1:44.695	+1.448	17:18:01.860
75	1:48.075	+4.828	17:19:49.935

CRONOSYSTEM

Orbits





RODI - POWER ONE ENDURANCE

1ª CARRERA TRIANGULAR RESISTENCIA

ALCARRAS 3,800 km

CARRERA

28/02/2010 15:04

Carrera iniciado a 15:04:16

Lap	Lap Tm	Diff	Time of Day
76	1:45.739	+2.492	17:21:35.674
p77	1:49.801	+6.554	17:23:25.475
78	2:28.294	+45.047	17:25:53.770
79	1:46.442	+3.195	17:27:40.212
80	1:46.424	+3.177	17:29:26.636
81	1:46.929	+3.682	17:31:13.565
82	1:45.673	+2.426	17:32:59.238
83	1:45.917	+2.670	17:34:45.155
84	1:45.696	+2.449	17:36:30.851
85	1:46.307	+3.060	17:38:17.158
86	1:47.319	+4.072	17:40:04.477
87	1:47.232	+3.985	17:41:51.709
88	1:46.372	+3.125	17:43:38.081
89	1:46.576	+3.329	17:45:24.657
90	1:47.401	+4.154	17:47:12.058
91	1:47.728	+4.481	17:48:59.786
92	1:46.536	+3.289	17:50:46.322
93	1:47.402	+4.155	17:52:33.724
94	1:47.066	+3.819	17:54:20.790
95	1:46.637	+3.390	17:56:07.427
96	1:46.617	+3.370	17:57:54.044
97	1:46.800	+3.553	17:59:40.844
98	1:47.753	+4.506	18:01:28.597
99	1:46.307	+3.060	18:03:14.904
100	1:48.303	+5.056	18:05:03.207

(21) AMM RESISTENCIA

Lap	Lap Tm	Diff	Time of Day
1			15:06:14.328
2	1:49.372	+3.004	15:08:03.700
3	1:49.010	+2.642	15:09:52.710
4	1:48.347	+1.979	15:11:41.057
5	1:48.215	+1.847	15:13:29.272
6	1:47.269	+0.901	15:15:16.541
7	1:47.380	+1.012	15:17:03.921
8	1:48.548	+2.180	15:18:52.469
9	1:47.853	+1.485	15:20:40.322
10	1:47.679	+1.311	15:22:28.001
11	1:47.622	+1.254	15:24:15.623
12	1:47.713	+1.345	15:26:03.336
13	1:47.037	+0.669	15:27:50.373
14	1:46.397	+0.029	15:29:36.770
15	1:47.152	+0.784	15:31:23.922
16	1:46.753	+0.385	15:33:10.675
17	1:47.720	+1.352	15:34:58.395
18	1:47.261	+0.893	15:36:45.656
19	1:47.808	+1.440	15:38:33.464
20	1:48.486	+2.118	15:40:21.950
21	1:48.134	+1.766	15:42:10.084
22	1:48.758	+2.390	15:43:58.842
23	1:50.739	+4.371	15:45:49.581
24	1:47.685	+1.317	15:47:37.266
25	1:48.036	+1.668	15:49:25.302
p26	1:53.030	+6.662	15:51:18.332
27	2:38.391	+52.023	15:53:56.724
28	1:48.878	+2.510	15:55:45.602
29	1:47.985	+1.617	15:57:33.587
30	1:48.561	+2.193	15:59:22.148
31	1:48.920	+2.552	16:01:11.068
32	1:47.801	+1.433	16:02:58.869
33	1:48.007	+1.639	16:04:46.876
34	1:47.230	+0.862	16:06:34.106
35	1:47.065	+0.697	16:08:21.171
36	1:47.366	+0.998	16:10:08.537
37	1:47.117	+0.749	16:11:55.654
38	1:46.855	+0.487	16:13:42.509
39	1:48.122	+1.754	16:15:30.631

Lap	Lap Tm	Diff	Time of Day
40	1:46.775	+0.407	16:17:17.406
41	1:48.542	+2.174	16:19:05.948
42	1:46.643	+0.275	16:20:52.591
43	1:46.515	+0.147	16:22:39.106
44	1:46.368		16:24:25.474
45	1:47.415	+1.047	16:26:12.889
46	1:47.005	+0.637	16:27:59.894
47	1:46.595	+0.227	16:29:46.489
p48	1:50.501	+4.133	16:31:36.990
49	2:32.886	+46.518	16:34:09.877
50	1:48.974	+2.606	16:35:58.851
51	1:48.829	+2.461	16:37:47.680
52	1:49.848	+3.480	16:39:37.528
53	1:48.854	+2.486	16:41:26.382
54	1:47.893	+1.525	16:43:14.275
55	1:47.391	+1.023	16:45:01.666
56	1:47.714	+1.346	16:46:49.380
57	1:48.364	+1.996	16:48:37.744
58	1:49.468	+3.100	16:50:27.212
59	1:48.131	+1.763	16:52:15.343
60	1:47.854	+1.486	16:54:03.197
61	1:49.428	+3.060	16:55:52.625
62	1:49.586	+3.218	16:57:42.211
63	1:49.832	+3.464	16:59:32.043
64	1:49.520	+3.152	17:01:21.563
65	1:49.187	+2.819	17:03:10.750
66	1:49.540	+3.172	17:05:00.290
67	1:51.292	+4.924	17:06:51.582
68	1:51.514	+5.146	17:08:43.096
69	1:50.961	+4.593	17:10:34.057
70	1:50.764	+4.396	17:12:24.821
71	1:50.953	+4.585	17:14:15.774
72	1:51.231	+4.863	17:16:07.005
73	1:52.273	+5.905	17:17:59.278
p74	1:56.705	+10.337	17:19:55.983
75	2:38.511	+52.143	17:22:34.495
76	1:48.776	+2.408	17:24:23.271
77	1:48.902	+2.534	17:26:12.173
78	1:49.236	+2.868	17:28:01.409
79	1:49.026	+2.658	17:29:50.435
80	1:49.294	+2.926	17:31:39.729
81	1:51.866	+5.498	17:33:31.595
82	1:48.989	+2.621	17:35:20.584
83	1:50.203	+3.835	17:37:10.787
84	1:48.335	+1.967	17:38:59.122
85	1:47.613	+1.245	17:40:46.735
86	1:48.758	+2.390	17:42:35.493
87	1:49.506	+3.138	17:44:24.999
88	1:49.454	+3.086	17:46:14.453
89	1:50.337	+3.969	17:48:04.790
90	1:49.714	+3.346	17:49:54.504
91	1:49.234	+2.866	17:51:43.738
92	1:49.269	+2.901	17:53:33.007
93	1:49.054	+2.686	17:55:22.061
94	1:49.110	+2.742	17:57:11.171
95	1:49.230	+2.862	17:59:00.401
96	1:51.072	+4.704	18:00:51.473
97	1:49.332	+2.964	18:02:40.805
98	1:48.879	+2.511	18:04:29.684

(1) TEAM BAKET

Lap	Lap Tm	Diff	Time of Day
1			15:06:14.409
2	1:47.511	+3.025	15:08:01.920
3	1:46.213	+1.727	15:09:48.133
4	1:45.546	+1.060	15:11:33.679
5	1:45.867	+1.381	15:13:19.546

Lap	Lap Tm	Diff	Time of Day
6	1:45.126	+0.640	15:15:04.672
7	1:45.129	+0.643	15:16:49.801
8	1:45.363	+0.877	15:18:35.164
9	1:45.488	+1.002	15:20:20.652
10	1:45.003	+0.517	15:22:05.655
11	1:45.659	+1.173	15:23:51.314
12	1:44.486		15:25:35.800
13	1:44.876	+0.390	15:27:20.676
14	1:44.512	+0.026	15:29:05.188
15	1:45.244	+0.758	15:30:50.432
16	1:44.526	+0.040	15:32:34.958
17	1:45.042	+0.556	15:34:20.000
18	1:44.875	+0.389	15:36:04.875
19	1:44.767	+0.281	15:37:49.642
20	1:45.288	+0.802	15:39:34.930
21	1:44.582	+0.096	15:41:19.512
22	1:44.677	+0.191	15:43:04.189
23	1:45.643	+1.157	15:44:49.832
24	1:44.708	+0.222	15:46:34.540
25	1:45.435	+0.949	15:48:19.975
26	1:46.467	+1.981	15:50:06.442
27	1:45.809	+1.323	15:51:52.251
28	1:44.989	+0.503	15:53:37.240
p29	1:48.550	+4.064	15:55:25.790
30	2:53.919	+1:09.433	15:58:19.710
31	1:49.005	+4.519	16:00:08.715
32	1:49.589	+5.103	16:01:58.304
33	1:50.311	+5.825	16:03:48.615
34	1:50.116	+5.630	16:05:38.731
35	1:49.685	+5.199	16:07:28.416
36	1:49.737	+5.251	16:09:18.153
37	1:50.768	+6.282	16:11:08.921
38	1:50.847	+6.361	16:12:59.768
39	1:50.104	+5.618	16:14:49.872
40	1:49.579	+5.093	16:16:39.451
41	1:49.591	+5.105	16:18:29.042
42	1:49.757	+5.271	16:20:18.799
43	1:49.760	+5.274	16:22:08.559
44	1:50.003	+5.517	16:23:58.562
45	1:50.210	+5.724	16:25:48.772
46	1:50.260	+5.774	16:27:39.032
47	1:50.447	+5.961	16:29:29.479
48	1:50.154	+5.668	16:31:19.633
49	1:50.750	+6.264	16:33:10.383
50	1:50.129	+5.643	16:35:00.512
p51	1:55.322	+10.836	16:36:55.834
52	3:05.600	+1:21.114	16:40:01.435
53	1:46.312	+1.826	16:41:47.747
54	1:46.637	+2.151	16:43:34.384
55	1:46.433	+1.947	16:45:20.817
56	1:46.102	+1.616	16:47:06.919
57	1:47.082	+2.596	16:48:54.001
58	1:46.233	+1.747	16:50:40.234
59	1:46.540	+2.054	16:52:26.774
60	1:45.926	+1.440	16:54:12.700
61	1:46.065	+1.579	16:55:58.765
62	1:46.497	+2.011	16:57:45.262
63	1:45.485	+0.999	16:59:30.747
64	1:45.938	+1.452	17:01:16.685
65	1:46.868	+2.382	17:03:03.553
66	1:46.642	+2.156	17:04:50.195
67	1:45.961	+1.475	17:06:36.156
68	1:46.093	+1.607	17:08:22.249
69	1:46.412	+1.926	17:10:08.661
70	1:46.469	+1.983	17:11:55.130
71	1:46.385	+1.899	17:13:41.515

CRONOSYSTEM

Orbits





RODI - POWER ONE ENDURANCE

1ª CARRERA TRIANGULAR RESISTENCIA

ALCARRAS 3,800 km

CARRERA

28/02/2010 15:04

Carrera iniciado a 15:04:16

Lap	Lap Tm	Diff	Time of Day	Lap	Lap Tm	Diff	Time of Day	Lap	Lap Tm	Diff	Time of Day
72	1:46.875	+2.389	17:15:28.390	38	1:47.751	+1.922	16:14:55.607	4	1:48.260	+3.363	15:11:45.208
73	1:47.247	+2.761	17:17:15.637	39	1:47.591	+1.762	16:16:43.198	5	1:47.875	+2.978	15:13:33.083
74	1:47.032	+2.546	17:19:02.669	40	1:47.001	+1.172	16:18:30.199	6	1:45.834	+0.937	15:15:18.917
75	1:47.003	+2.517	17:20:49.672	41	1:48.543	+2.714	16:20:18.742	7	1:48.227	+3.330	15:17:07.144
76	1:47.132	+2.646	17:22:36.804	42	1:46.982	+1.153	16:22:05.724	8	1:46.634	+1.737	15:18:53.778
p77	1:50.227	+5.741	17:24:27.031	43	1:46.496	+0.667	16:23:52.220	9	1:47.369	+2.472	15:20:41.147
78	3:22.006	+1:37.520	17:27:49.038	44	1:47.353	+1.524	16:25:39.573	10	1:48.018	+3.121	15:22:29.165
79	1:49.938	+5.452	17:29:38.976	45	1:46.248	+0.419	16:27:25.821	11	1:46.911	+2.014	15:24:16.076
80	1:49.829	+5.343	17:31:28.805	46	1:49.890	+4.061	16:29:15.711	12	1:46.948	+2.051	15:26:03.024
81	1:49.532	+5.046	17:33:18.337	47	1:46.839	+1.010	16:31:02.550	13	1:44.897		15:27:47.921
82	1:50.090	+5.604	17:35:08.427	48	1:45.829		16:32:48.379	14	1:46.007	+1.110	15:29:33.928
83	1:50.101	+5.615	17:36:58.528	49	1:48.865	+3.036	16:34:37.244	15	1:46.884	+1.987	15:31:20.812
84	1:51.717	+7.231	17:38:50.245	50	1:49.779	+3.950	16:36:27.023	16	1:46.054	+1.157	15:33:06.866
85	1:51.446	+6.960	17:40:41.691	51	1:49.024	+3.195	16:38:16.047	17	1:46.705	+1.808	15:34:53.571
86	1:51.630	+7.144	17:42:33.321	p52	1:50.776	+4.947	16:40:06.823	18	1:46.289	+1.392	15:36:39.860
87	1:52.211	+7.725	17:44:25.532	53	2:41.372	+55.543	16:42:48.196	19	1:48.125	+3.228	15:38:27.985
88	1:52.725	+8.239	17:46:18.257	54	1:49.483	+3.654	16:44:37.679	20	1:46.863	+1.966	15:40:14.848
89	1:50.116	+5.630	17:48:08.373	55	1:49.023	+3.194	16:46:26.702	21	1:46.442	+1.545	15:42:01.290
90	1:49.814	+5.328	17:49:58.187	56	1:47.168	+1.339	16:48:13.870	22	1:47.266	+2.369	15:43:48.556
91	1:50.969	+6.483	17:51:49.156	57	1:47.973	+2.144	16:50:01.843	23	1:47.635	+2.738	15:45:36.191
92	1:50.429	+5.943	17:53:39.585	58	1:47.504	+1.675	16:51:49.347	p24	1:52.571	+7.674	15:47:28.762
93	1:49.353	+4.867	17:55:28.938	59	1:46.309	+0.480	16:53:35.656	25	2:46.215	+1:01.318	15:50:14.978
94	1:50.308	+5.822	17:57:19.246	60	1:46.394	+0.565	16:55:22.050	26	1:55.183	+10.286	15:52:10.161
95	1:51.391	+6.905	17:59:10.637	61	1:47.032	+1.203	16:57:09.802	27	1:52.365	+7.468	15:54:02.526
96	1:50.042	+5.556	18:01:00.679	62	1:46.233	+0.404	16:58:55.315	28	1:50.118	+5.221	15:55:52.644
97	1:54.764	+10.278	18:02:55.443	63	1:46.570	+0.741	17:00:41.885	29	1:49.629	+4.732	15:57:42.273
98	2:02.480	+17.994	18:04:57.923	64	1:46.429	+0.600	17:02:28.314	30	1:50.394	+5.497	15:59:32.667
(12) F&D SPORT				65	1:46.513	+0.684	17:04:14.827	31	1:49.466	+4.569	16:01:22.133
1			15:06:21.806	66	1:46.099	+0.270	17:06:00.926	32	1:50.588	+5.691	16:03:12.721
2	1:53.764	+7.935	15:08:15.570	67	1:46.507	+0.678	17:07:47.433	33	1:51.604	+6.707	16:05:04.325
3	1:52.931	+7.102	15:10:08.501	68	1:47.034	+1.205	17:09:34.467	34	1:51.372	+6.475	16:06:55.697
4	1:52.325	+6.496	15:12:00.826	69	1:49.160	+3.331	17:11:23.627	35	1:50.615	+5.718	16:08:46.312
5	1:52.127	+6.298	15:13:52.953	70	1:48.155	+2.326	17:13:11.782	36	1:49.752	+4.855	16:10:36.064
6	1:50.854	+5.025	15:15:43.807	71	1:47.409	+1.580	17:14:59.191	37	1:50.267	+5.370	16:12:26.331
7	1:50.374	+4.545	15:17:34.181	72	1:48.322	+2.493	17:16:47.513	38	1:50.155	+5.258	16:14:16.486
8	1:50.645	+4.816	15:19:24.826	73	1:46.710	+0.881	17:18:34.223	39	1:48.729	+3.832	16:16:05.215
9	1:50.215	+4.386	15:21:15.041	74	1:47.100	+1.271	17:20:21.323	40	1:49.312	+4.415	16:17:54.527
10	1:49.119	+3.290	15:23:04.160	75	1:48.653	+2.824	17:22:09.976	41	1:49.974	+5.077	16:19:44.501
11	1:50.050	+4.221	15:24:54.210	76	1:47.803	+1.974	17:23:57.779	42	1:49.524	+4.627	16:21:34.025
12	1:50.671	+4.842	15:26:44.881	77	1:47.953	+2.124	17:25:45.732	43	1:50.545	+5.648	16:23:24.570
13	1:50.338	+4.509	15:28:35.219	p78	1:51.825	+5.996	17:27:37.557	44	1:50.314	+5.417	16:25:14.884
14	1:48.633	+2.804	15:30:23.852	79	2:36.593	+50.764	17:30:14.151	45	1:51.379	+6.482	16:27:06.263
15	1:48.516	+2.687	15:32:12.368	80	1:51.175	+5.346	17:32:05.326	p46	1:55.361	+10.464	16:29:01.624
16	1:48.703	+2.874	15:34:01.071	81	1:51.183	+5.354	17:33:56.509	47	2:58.850	+1:13.953	16:32:00.475
17	1:48.591	+2.762	15:35:49.662	82	1:50.421	+4.592	17:35:46.930	48	1:48.724	+3.827	16:33:49.199
18	1:48.023	+2.194	15:37:37.685	83	1:50.416	+4.587	17:37:37.346	49	1:48.354	+3.457	16:35:37.553
19	1:48.033	+2.204	15:39:25.718	84	1:50.362	+4.533	17:39:27.708	50	1:48.266	+3.369	16:37:25.819
20	1:47.161	+1.332	15:41:12.879	85	1:52.878	+7.049	17:41:20.586	51	1:47.605	+2.708	16:39:13.424
21	1:47.153	+1.324	15:43:00.032	86	1:49.683	+3.854	17:43:10.269	52	1:46.534	+1.637	16:40:59.958
22	1:50.348	+4.519	15:44:50.380	87	1:50.332	+4.503	17:45:00.601	53	1:48.630	+3.733	16:42:48.588
23	1:48.020	+2.191	15:46:38.400	88	1:50.031	+4.202	17:46:50.632	54	1:49.884	+4.987	16:44:38.472
24	1:47.323	+1.494	15:48:25.723	89	1:49.484	+3.655	17:48:40.116	55	1:48.037	+3.140	16:46:26.509
25	1:48.001	+2.172	15:50:13.724	90	1:49.365	+3.536	17:50:29.481	56	1:47.963	+3.066	16:48:14.472
p26	1:51.353	+5.524	15:52:05.077	91	1:49.952	+4.123	17:52:19.433	57	1:49.400	+4.503	16:50:03.872
27	2:37.805	+51.976	15:54:42.883	92	1:50.587	+4.758	17:54:10.020	58	1:47.078	+2.181	16:51:50.950
28	1:52.057	+6.228	15:56:34.940	93	1:53.272	+7.443	17:56:03.292	59	1:46.594	+1.697	16:53:37.544
29	1:55.044	+9.215	15:58:29.984	94	1:50.612	+4.783	17:57:53.904	60	1:46.950	+2.053	16:55:24.494
30	1:51.818	+5.989	16:00:21.802	95	1:50.237	+4.408	17:59:44.141	61	1:48.121	+3.224	16:57:12.615
31	1:50.587	+4.758	16:02:12.389	96	1:49.142	+3.313	18:01:33.283	62	1:47.670	+2.773	16:59:00.285
32	1:50.343	+4.514	16:04:02.732	97	1:53.737	+7.908	18:03:27.020	63	1:48.152	+3.255	17:00:48.437
33	1:50.145	+4.316	16:05:52.877	98	1:50.687	+4.858	18:05:17.707	64	1:49.253	+4.356	17:02:37.690
34	1:48.499	+2.670	16:07:41.376	(14) CUSIART				65	1:48.690	+3.793	17:04:26.380
35	1:48.913	+3.084	16:09:30.289	1			15:06:18.133	66	1:45.785	+0.888	17:06:12.165
36	1:48.857	+3.028	16:11:19.146	2	1:49.810	+4.913	15:08:07.943	67	1:46.559	+1.662	17:07:58.724
37	1:48.710	+2.881	16:13:07.856	3	1:49.005	+4.108	15:09:56.948	68	1:48.173	+3.276	17:09:46.897
								69	1:48.607	+3.710	17:11:35.504

CRONOSYSTEM

Orbits





RODI - POWER ONE ENDURANCE

1ª CARRERA TRIANGULAR RESISTENCIA

ALCARRAS 3,800 km

CARRERA

28/02/2010 15:04

Carrera iniciado a 15:04:16

Lap	Lap Tm	Diff	Time of Day
70	1:47.647	+2.750	17:13:23.151
71	1:49.016	+4.119	17:15:12.167
72	1:48.939	+4.042	17:17:01.106
p73	1:53.995	+9.098	17:18:55.101
74	2:40.727	+55.830	17:21:35.829
75	1:51.408	+6.511	17:23:27.237
76	1:51.394	+6.497	17:25:18.631
77	1:51.561	+6.664	17:27:10.192
78	1:50.788	+5.891	17:29:00.980
79	1:50.928	+6.031	17:30:51.908
80	1:51.110	+6.213	17:32:43.018
81	1:51.079	+6.182	17:34:34.097
82	1:51.240	+6.343	17:36:25.337
83	1:51.555	+6.658	17:38:16.992
84	1:50.953	+6.056	17:40:07.845
85	1:49.922	+5.025	17:41:57.767
86	1:49.616	+4.719	17:43:47.383
87	1:50.310	+5.413	17:45:37.693
88	1:49.543	+4.646	17:47:27.236
89	1:51.577	+6.680	17:49:18.813
90	1:50.429	+5.532	17:51:09.242
91	1:52.126	+7.229	17:53:01.368
92	1:50.556	+5.659	17:54:51.924
93	1:51.185	+6.288	17:56:43.109
94	1:50.260	+5.363	17:58:33.369
95	1:50.462	+5.565	18:00:23.831
96	1:50.706	+5.809	18:02:14.537
97	1:52.348	+7.451	18:04:06.885
98	1:51.673	+6.776	18:05:58.558

(16) LAUNCH ENDURANCE 2

1			15:06:20.128
2	1:49.088	+3.754	15:08:09.216
3	1:46.024	+0.690	15:09:55.240
4	1:46.556	+1.222	15:11:41.796
5	1:47.024	+1.690	15:13:28.820
6	1:45.482	+0.148	15:15:14.302
7	1:45.636	+0.302	15:16:59.938
8	1:46.776	+1.442	15:18:46.714
9	1:46.324	+0.990	15:20:33.038
10	1:45.716	+0.382	15:22:18.754
11	1:45.334		15:24:04.088
12	1:45.628	+0.294	15:25:49.716
13	1:46.498	+1.164	15:27:36.214
14	1:46.410	+1.076	15:29:22.624
15	1:46.497	+1.163	15:31:09.121
16	1:46.458	+1.124	15:32:55.579
17	1:46.628	+1.294	15:34:42.207
18	1:46.103	+0.769	15:36:28.310
19	1:46.530	+1.196	15:38:14.840
p20	1:50.431	+5.097	15:40:05.271
21	2:41.625	+56.291	15:42:46.897
22	1:52.855	+7.521	15:44:39.752
23	1:51.463	+6.129	15:46:31.215
24	1:52.142	+6.808	15:48:23.357
25	1:52.489	+7.155	15:50:15.846
26	1:50.841	+5.507	15:52:06.687
27	1:51.827	+6.493	15:53:58.514
28	1:50.951	+5.617	15:55:49.465
29	1:51.073	+5.739	15:57:40.538
30	1:51.266	+5.932	15:59:31.804
31	1:49.661	+4.327	16:01:21.465
32	1:50.730	+5.396	16:03:12.195
33	1:51.044	+5.710	16:05:03.239
34	1:51.937	+6.603	16:06:55.176
35	1:51.930	+6.596	16:08:47.106

Lap	Lap Tm	Diff	Time of Day
36	1:50.824	+5.490	16:10:37.930
37	1:52.846	+7.512	16:12:30.776
38	1:51.796	+6.462	16:14:22.572
39	1:51.251	+5.917	16:16:13.823
40	1:51.164	+5.830	16:18:04.987
41	1:50.628	+5.294	16:19:55.615
42	1:50.409	+5.075	16:21:46.024
43	1:51.302	+5.968	16:23:37.326
44	1:52.053	+6.719	16:25:29.379
45	1:52.433	+7.099	16:27:21.812
p46	1:56.701	+11.367	16:29:18.513
47	2:35.061	+49.727	16:31:53.575
48	1:45.945	+0.611	16:33:39.520
49	1:46.387	+1.053	16:35:25.907
50	1:47.873	+2.539	16:37:13.780
51	1:47.532	+2.198	16:39:01.312
52	1:47.765	+2.431	16:40:49.077
53	1:48.712	+3.378	16:42:37.789
54	1:47.515	+2.181	16:44:25.304
55	1:49.442	+4.108	16:46:14.746
56	1:48.814	+3.480	16:48:03.560
57	1:49.339	+4.005	16:49:52.899
58	1:49.607	+4.273	16:51:42.506
59	1:48.963	+3.629	16:53:31.469
60	1:49.462	+4.128	16:55:20.931
61	1:49.313	+3.979	16:57:10.244
62	1:47.479	+2.145	16:58:57.723
63	1:49.580	+4.246	17:00:47.303
64	1:49.746	+4.412	17:02:37.049
65	1:50.204	+4.870	17:04:27.253
66	1:48.286	+2.952	17:06:15.539
67	1:48.306	+2.972	17:08:03.845
68	1:49.338	+4.004	17:09:53.183
69	1:49.990	+4.656	17:11:43.173
70	1:50.058	+4.724	17:13:33.231
71	1:50.274	+4.940	17:15:23.505
p72	1:55.814	+10.480	17:17:19.319
73	2:38.654	+53.320	17:19:57.974
74	1:51.839	+6.505	17:21:49.813
75	1:51.251	+5.917	17:23:41.064
76	1:51.109	+5.775	17:25:32.173
77	1:52.487	+7.153	17:27:24.660
78	1:50.819	+5.485	17:29:15.479
79	1:51.029	+5.695	17:31:06.508
80	1:51.483	+6.149	17:32:57.991
81	1:51.459	+6.125	17:34:49.450
82	1:51.789	+6.455	17:36:41.239
83	1:51.840	+6.506	17:38:33.079
84	1:51.330	+5.996	17:40:24.409
85	1:50.399	+5.065	17:42:14.808
86	1:51.292	+5.958	17:44:06.100
87	1:50.734	+5.400	17:45:56.834
88	1:56.521	+11.187	17:47:53.355
89	1:52.982	+7.648	17:49:46.337
90	1:51.599	+6.265	17:51:37.936
91	1:50.253	+4.919	17:53:28.189
92	1:49.364	+4.030	17:55:17.553
93	1:50.887	+5.553	17:57:08.440
94	1:51.618	+6.284	17:59:00.058
95	1:51.200	+5.866	18:00:51.258
96	1:50.279	+4.945	18:02:41.537
97	1:50.007	+4.673	18:04:31.544

(41) CAT 141

1			15:06:22.478
2	1:53.443	+6.300	15:08:15.921

Lap	Lap Tm	Diff	Time of Day
3	1:52.790	+5.647	15:10:08.711
4	1:48.928	+1.785	15:11:57.639
5	1:48.798	+1.655	15:13:46.437
6	1:48.638	+1.495	15:15:35.075
7	1:48.574	+1.431	15:17:23.649
8	1:48.524	+1.381	15:19:12.173
9	1:48.631	+1.488	15:21:00.804
10	1:49.733	+2.590	15:22:50.537
11	1:48.166	+1.023	15:24:38.703
12	1:47.765	+0.622	15:26:26.468
13	1:47.742	+0.599	15:28:14.210
14	1:49.094	+1.951	15:30:03.304
15	1:48.698	+1.555	15:31:52.002
16	1:48.837	+1.694	15:33:40.839
17	1:48.479	+1.336	15:35:29.318
18	1:48.605	+1.462	15:37:17.923
19	1:49.402	+2.259	15:39:07.325
20	1:48.477	+1.334	15:40:55.802
21	1:48.946	+1.803	15:42:44.748
22	1:50.808	+3.665	15:44:35.556
23	1:47.179	+0.036	15:46:22.735
24	1:47.852	+0.709	15:48:10.587
p25	1:51.983	+4.840	15:50:02.570
26	2:41.208	+54.065	15:52:43.779
27	1:52.900	+5.757	15:54:36.679
28	1:53.519	+6.376	15:56:30.198
29	1:54.282	+7.139	15:58:24.480
30	1:52.224	+5.081	16:00:16.704
31	1:52.451	+5.308	16:02:09.155
32	1:51.968	+4.825	16:04:01.123
33	1:51.482	+4.339	16:05:52.605
34	1:51.338	+4.195	16:07:43.943
35	1:51.546	+4.403	16:09:35.489
36	1:51.487	+4.344	16:11:26.976
37	1:51.368	+4.225	16:13:18.344
38	1:49.931	+2.788	16:15:08.275
39	1:49.607	+2.464	16:16:57.882
40	1:49.494	+2.351	16:18:47.376
41	1:49.536	+2.393	16:20:36.912
42	1:49.112	+1.969	16:22:26.024
43	1:49.131	+1.988	16:24:15.155
44	1:48.082	+0.939	16:26:03.237
45	1:48.796	+1.653	16:27:52.033
46	1:48.813	+1.670	16:29:40.846
47	1:49.459	+2.316	16:31:30.305
p48	1:54.973	+7.830	16:33:25.278
49	2:31.154	+44.011	16:35:56.433
50	1:50.871	+3.728	16:37:47.304
51	1:49.973	+2.830	16:39:37.277
52	1:48.532	+1.389	16:41:25.809
53	1:48.192	+1.049	16:43:14.001
54	1:48.123	+0.980	16:45:02.124
55	1:47.974	+0.831	16:46:50.098
56	1:48.091	+0.948	16:48:38.189
57	1:48.025	+0.882	16:50:26.214
58	1:47.518	+0.375	16:52:13.732
59	1:47.143		16:54:00.875
60	1:47.301	+0.158	16:55:48.176
61	1:48.361	+1.218	16:57:36.537
62	1:49.339	+2.196	16:59:25.876
63	1:48.583	+1.440	17:01:14.459
64	1:49.013	+1.870	17:03:03.472
65	1:47.925	+0.782	17:04:51.397
66	1:47.973	+0.830	17:06:39.370
67	1:48.110	+0.967	17:08:27.480
68	1:48.535	+1.392	17:10:16.015

CRONOSYSTEM

Orbits





RODI - POWER ONE ENDURANCE

1ª CARRERA TRIANGULAR RESISTENCIA

ALCARRAS 3,800 km

CARRERA

28/02/2010 15:04

Carrera iniciado a 15:04:16

Lap	Lap Tm	Diff	Time of Day	Lap	Lap Tm	Diff	Time of Day	Lap	Lap Tm	Diff	Time of Day
69	1:48.495	+1.352	17:12:04.510	36	1:49.050	+1.392	16:11:01.638	3	1:47.341	+2.001	15:10:38.910
70	1:48.643	+1.500	17:13:53.153	37	1:48.784	+1.126	16:12:50.422	4	1:47.753	+2.413	15:12:26.663
71	1:47.713	+0.570	17:15:40.866	38	1:48.757	+1.099	16:14:39.179	5	1:47.275	+1.935	15:14:13.938
72	1:49.543	+2.400	17:17:30.409	39	1:48.886	+1.228	16:16:28.065	6	1:46.402	+1.062	15:16:00.340
73	1:50.866	+3.723	17:19:21.275	40	1:47.985	+0.327	16:18:16.050	7	1:46.691	+1.351	15:17:47.031
p74	1:50.605	+3.462	17:21:11.880	41	1:48.592	+0.934	16:20:04.642	8	1:46.384	+1.044	15:19:33.415
75	2:34.574	+47.431	17:23:46.455	42	1:48.110	+0.452	16:21:52.752	9	1:47.864	+2.524	15:21:21.279
76	1:52.743	+5.600	17:25:39.198	43	1:48.766	+1.108	16:23:41.518	10	1:46.579	+1.239	15:23:07.858
77	1:52.741	+5.598	17:27:31.939	44	1:48.361	+0.703	16:25:29.879	11	1:46.835	+1.495	15:24:54.693
78	1:54.281	+7.138	17:29:26.220	45	1:47.906	+0.248	16:27:17.785	12	1:49.965	+4.625	15:26:44.658
79	1:52.030	+4.887	17:31:18.250	46	1:47.982	+0.324	16:29:05.767	13	1:45.340		15:28:29.998
80	1:51.946	+4.803	17:33:10.196	47	1:47.975	+0.317	16:30:53.742	14	1:47.195	+1.855	15:30:17.193
81	1:51.345	+4.202	17:35:01.541	48	1:49.015	+1.357	16:32:42.757	15	1:47.090	+1.750	15:32:04.283
82	1:50.723	+3.580	17:36:52.264	49	1:47.658		16:34:30.415	16	1:47.607	+2.267	15:33:51.890
83	1:51.573	+4.430	17:38:43.837	50	1:49.694	+2.036	16:36:20.109	17	1:45.937	+0.597	15:35:37.827
84	1:50.156	+3.013	17:40:33.993	p51	1:53.480	+5.822	16:38:13.589	18	1:45.571	+0.231	15:37:23.398
85	1:51.461	+4.318	17:42:25.454	52	2:57.333	+1:09.675	16:41:10.923	19	1:45.715	+0.375	15:39:09.113
86	1:49.649	+2.506	17:44:15.103	53	1:49.899	+2.241	16:43:00.822	20	1:47.402	+2.062	15:40:56.515
87	1:52.782	+5.639	17:46:07.885	54	1:49.975	+2.317	16:44:50.797	21	1:48.495	+3.155	15:42:45.010
88	1:50.468	+3.325	17:47:58.353	55	1:50.283	+2.625	16:46:41.080	22	1:47.170	+1.830	15:44:32.180
89	1:49.236	+2.093	17:49:47.589	56	1:50.354	+2.696	16:48:31.434	23	1:46.223	+0.883	15:46:18.403
90	1:50.879	+3.736	17:51:38.468	57	1:48.468	+0.810	16:50:19.902	p24	1:50.993	+5.653	15:48:09.396
91	1:50.136	+2.993	17:53:28.604	58	1:48.936	+1.278	16:52:08.838	25	3:05.029	+1:19.689	15:51:14.426
92	1:49.390	+2.247	17:55:17.994	59	1:48.784	+1.126	16:53:57.622	26	1:53.474	+8.134	15:53:07.900
93	1:50.589	+3.446	17:57:08.583	60	1:49.087	+1.429	16:55:46.709	27	1:51.587	+6.247	15:54:59.487
94	1:51.573	+4.430	17:59:00.156	61	1:49.149	+1.491	16:57:35.858	28	1:51.008	+5.668	15:56:50.495
95	1:52.987	+5.844	18:00:53.143	62	1:49.732	+2.074	16:59:25.590	29	1:50.463	+5.123	15:58:40.958
96	1:51.164	+4.021	18:02:44.307	63	1:49.771	+2.113	17:01:15.361	30	1:50.237	+4.897	16:00:31.195
97	1:52.366	+5.223	18:04:36.673	64	1:49.518	+1.860	17:03:04.879	31	1:49.632	+4.292	16:02:20.827

(5) COLOMER TR

1			15:06:17.025
2	1:50.295	+2.637	15:08:07.320
3	1:48.584	+0.926	15:09:55.904
4	1:48.328	+0.670	15:11:44.232
5	1:48.764	+1.106	15:13:32.996
6	1:48.259	+0.601	15:15:21.255
7	1:48.494	+0.836	15:17:09.749
8	1:48.367	+0.709	15:18:58.116
9	1:48.651	+0.993	15:20:46.767
10	1:48.657	+0.999	15:22:35.424
11	1:48.565	+0.907	15:24:23.989
12	1:48.721	+1.063	15:26:12.710
13	1:49.257	+1.599	15:28:01.967
14	1:48.902	+1.244	15:29:50.869
15	1:49.269	+1.611	15:31:40.138
16	1:49.033	+1.375	15:33:29.171
17	1:48.321	+0.663	15:35:17.492
18	1:48.882	+1.224	15:37:06.374
19	1:50.669	+3.011	15:38:57.043
20	1:48.733	+1.075	15:40:45.776
21	1:49.757	+2.099	15:42:35.533
22	1:49.996	+2.338	15:44:25.529
23	1:50.418	+2.760	15:46:15.947
24	1:49.885	+2.227	15:48:05.832
25	1:50.460	+2.802	15:49:56.292
p26	1:56.237	+8.579	15:51:52.529
27	2:49.858	+1:02.200	15:54:42.388
28	1:48.221	+0.563	15:56:30.609
29	1:48.098	+0.440	15:58:18.707
30	1:49.346	+1.688	16:00:08.053
31	1:48.947	+1.289	16:01:57.000
32	1:48.883	+1.225	16:03:45.883
33	1:49.362	+1.704	16:05:35.245
34	1:49.048	+1.390	16:07:24.293
35	1:48.295	+0.637	16:09:12.588

(9) TEAM BAKET 2

1			15:07:02.599
2	1:48.970	+3.630	15:08:51.569





RODI - POWER ONE ENDURANCE

1ª CARRERA TRIANGULAR RESISTENCIA

ALCARRAS 3,800 km

CARRERA

28/02/2010 15:04

Carrera iniciado a 15:04:16

Lap	Lap Tm	Diff	Time of Day	Lap	Lap Tm	Diff	Time of Day	Lap	Lap Tm	Diff	Time of Day
69	1:46.724	+1.384	17:12:03.257	36	1:48.933	+1.422	16:11:08.494	3	1:52.991	+5.911	15:10:09.135
70	1:46.937	+1.597	17:13:50.194	37	1:48.422	+0.911	16:12:56.916	4	1:52.091	+5.011	15:12:01.226
71	1:48.142	+2.802	17:15:38.336	38	1:48.072	+0.561	16:14:44.988	5	1:50.334	+3.254	15:13:51.560
72	1:46.266	+0.926	17:17:24.602	39	1:49.757	+2.246	16:16:34.745	6	1:49.417	+2.337	15:15:40.977
p73	1:50.871	+5.531	17:19:15.473	40	1:50.123	+2.612	16:18:24.868	7	1:49.445	+2.365	15:17:30.422
74	2:51.028	+1:05.688	17:22:06.502	41	1:49.224	+1.713	16:20:14.092	8	1:49.164	+2.084	15:19:19.586
75	1:53.845	+8.505	17:24:00.347	42	1:48.693	+1.182	16:22:02.785	9	1:49.224	+2.144	15:21:08.810
76	1:52.308	+6.968	17:25:52.655	43	1:49.203	+1.692	16:23:51.988	10	1:49.436	+2.356	15:22:58.246
77	1:51.460	+6.120	17:27:44.115	44	1:49.737	+2.226	16:25:41.725	11	1:51.834	+4.754	15:24:50.080
78	1:51.812	+6.472	17:29:35.927	45	1:50.598	+3.087	16:27:32.323	12	1:48.974	+1.894	15:26:39.054
79	1:51.777	+6.437	17:31:27.704	46	1:50.647	+3.136	16:29:22.970	13	1:49.275	+2.195	15:28:28.329
80	1:52.308	+6.968	17:33:20.012	47	1:50.606	+3.095	16:31:13.576	14	1:49.835	+2.755	15:30:18.164
81	1:49.992	+4.652	17:35:10.004	48	1:52.557	+5.046	16:33:06.133	15	1:47.891	+0.811	15:32:06.055
82	1:49.924	+4.584	17:36:59.928	49	1:52.411	+4.900	16:34:58.544	16	1:48.721	+1.641	15:33:54.776
83	1:50.842	+5.502	17:38:50.770	50	1:53.499	+5.988	16:36:52.043	17	1:49.625	+2.545	15:35:44.401
84	1:51.236	+5.896	17:40:42.006	51	1:53.344	+5.833	16:38:45.387	18	1:49.590	+2.510	15:37:33.991
85	1:51.944	+6.604	17:42:33.950	p52	1:58.590	+11.079	16:40:43.977	19	1:49.483	+2.403	15:39:23.474
86	1:51.030	+5.690	17:44:24.980	53	2:42.004	+54.493	16:43:25.982	20	1:49.807	+2.727	15:41:13.281
87	1:55.154	+9.814	17:46:20.134	54	1:50.337	+2.826	16:45:16.319	21	1:49.029	+1.949	15:43:02.310
88	1:51.543	+6.203	17:48:11.677	55	1:49.571	+2.060	16:47:05.890	22	1:49.370	+2.290	15:44:51.680
89	1:52.451	+7.111	17:50:04.128	56	1:49.688	+2.177	16:48:55.578	23	1:50.425	+3.345	15:46:42.105
90	1:51.588	+6.248	17:51:55.716	57	1:48.805	+1.294	16:50:44.383	24	1:47.995	+0.915	15:48:30.100
91	1:50.312	+4.972	17:53:46.028	58	1:48.063	+0.552	16:52:32.446	25	1:49.998	+2.918	15:50:20.098
92	1:50.870	+5.530	17:55:36.898	59	1:48.322	+0.811	16:54:20.768	26	1:50.453	+3.373	15:52:10.551
93	1:52.226	+6.886	17:57:29.124	60	1:48.237	+0.726	16:56:09.005	27	1:50.049	+2.969	15:54:00.600
94	1:50.731	+5.391	17:59:19.855	61	1:47.511		16:57:56.516	p28	1:52.499	+5.419	15:55:53.099
95	1:51.529	+6.189	18:01:11.384	62	1:48.137	+0.626	16:59:44.653	29	2:36.572	+49.492	15:58:29.672
96	1:52.023	+6.683	18:03:03.407	63	1:47.862	+0.351	17:01:32.515	30	1:52.379	+5.299	16:00:22.051
97	1:52.373	+7.033	18:04:55.780	64	1:48.700	+1.189	17:03:21.215	31	1:52.926	+5.846	16:02:14.977
				65	1:48.444	+0.933	17:05:09.659	32	1:52.180	+5.100	16:04:07.157
				66	1:48.660	+1.149	17:06:58.319	33	1:51.292	+4.212	16:05:58.449
				67	1:48.769	+1.258	17:08:47.088	34	1:51.489	+4.409	16:07:49.938
				68	1:48.598	+1.087	17:10:35.686	35	1:51.459	+4.379	16:09:41.397
				69	1:50.247	+2.736	17:12:25.933	36	1:51.173	+4.093	16:11:32.570
				70	1:50.407	+2.896	17:14:16.340	37	1:50.291	+3.211	16:13:22.861
				71	1:50.364	+2.853	17:16:06.704	38	1:49.950	+2.870	16:15:12.811
				72	1:51.392	+3.881	17:17:58.096	39	1:51.043	+3.963	16:17:03.854
				73	1:48.921	+1.410	17:19:47.017	40	1:49.879	+2.799	16:18:53.733
				74	1:49.649	+2.138	17:21:36.666	41	1:49.283	+2.203	16:20:43.016
				75	1:50.974	+3.463	17:23:27.640	42	1:49.612	+2.532	16:22:32.628
				76	1:48.776	+1.265	17:25:16.416	43	1:50.053	+2.973	16:24:22.681
				p77	1:53.133	+5.622	17:27:09.549	44	1:49.901	+2.821	16:26:12.582
				78	2:39.092	+51.581	17:29:48.642	45	1:49.147	+2.067	16:28:01.729
				79	1:50.431	+2.920	17:31:39.073	46	1:49.383	+2.303	16:29:51.112
				80	1:51.218	+3.707	17:33:30.291	47	1:49.290	+2.210	16:31:40.402
				81	1:49.979	+2.468	17:35:20.270	48	1:48.759	+1.679	16:33:29.161
				82	1:50.215	+2.704	17:37:10.485	49	1:50.134	+3.054	16:35:19.295
				83	1:49.475	+1.964	17:38:59.960	p50	1:54.245	+7.165	16:37:13.540
				84	1:50.691	+3.180	17:40:50.651	51	3:34.593	+1:47.513	16:40:48.134
				85	1:49.765	+2.254	17:42:40.416	52	1:52.236	+5.156	16:42:40.370
				86	1:50.580	+3.069	17:44:30.996	53	1:51.596	+4.516	16:44:31.966
				87	1:54.184	+6.673	17:46:25.180	54	1:51.453	+4.373	16:46:23.419
				88	1:52.587	+5.076	17:48:17.767	55	1:51.045	+3.965	16:48:14.464
				89	1:52.609	+5.098	17:50:10.376	56	1:51.216	+4.136	16:50:05.680
				90	1:52.497	+4.986	17:52:02.873	57	1:51.914	+4.834	16:51:57.594
				91	1:54.111	+6.600	17:53:56.984	58	1:50.198	+3.118	16:53:47.792
				92	1:55.985	+8.474	17:55:52.969	59	1:49.998	+2.918	16:55:37.790
				93	1:54.014	+6.503	17:57:46.983	60	1:50.918	+3.838	16:57:28.708
				94	1:52.700	+5.189	17:59:39.683	61	1:51.760	+4.680	16:59:20.468
				95	1:53.057	+5.546	18:01:32.740	62	1:51.431	+4.351	17:01:11.899
				96	1:54.023	+6.512	18:03:26.763	63	1:51.488	+4.408	17:03:03.387
				97	1:55.896	+8.385	18:05:22.659	64	1:51.172	+4.092	17:04:54.559
								65	1:51.658	+4.578	17:06:46.217
								66	1:50.442	+3.362	17:08:36.659
								67	1:52.631	+5.551	17:10:29.290
								68	1:52.133	+5.053	17:12:21.423

(17) LAUNCH ENDURANCE 1

Lap	Lap Tm	Diff	Time of Day
1			15:06:19.130
2	1:50.910	+3.399	15:08:10.040
3	1:50.078	+2.567	15:10:00.118
4	1:50.579	+3.068	15:11:50.697
5	1:49.608	+2.097	15:13:40.305
6	1:49.352	+1.841	15:15:29.657
7	1:50.344	+2.833	15:17:20.001
8	1:49.562	+2.051	15:19:09.563
9	1:49.610	+2.099	15:20:59.173
10	1:50.197	+2.686	15:22:49.370
11	1:48.313	+0.802	15:24:37.683
12	1:47.582	+0.071	15:26:25.265
13	1:48.578	+1.067	15:28:13.843
14	1:47.801	+0.290	15:30:01.644
15	1:48.157	+0.646	15:31:49.801
16	1:48.488	+0.977	15:33:38.289
17	1:49.077	+1.566	15:35:27.366
18	1:49.834	+2.323	15:37:17.200
19	1:49.970	+2.459	15:39:07.170
20	1:50.022	+2.511	15:40:57.192
21	1:49.041	+1.530	15:42:46.233
22	1:49.833	+2.322	15:44:36.066
23	1:49.016	+1.505	15:46:25.082
24	1:49.746	+2.235	15:48:14.828
25	1:48.402	+0.891	15:50:03.230
p26	1:52.504	+4.993	15:51:55.734
27	2:47.915	+1:00.404	15:54:43.650
28	1:51.404	+3.893	15:56:35.054
29	1:50.630	+3.119	15:58:25.684
30	1:51.014	+3.503	16:00:16.698
31	1:48.420	+0.909	16:02:05.118
32	1:49.018	+1.507	16:03:54.136
33	1:48.328	+0.817	16:05:42.464
34	1:48.790	+1.279	16:07:31.254
35	1:48.307	+0.796	16:09:19.561

(10) SALVI

Lap	Lap Tm	Diff	Time of Day
1			15:06:22.415
2	1:53.729	+6.649	15:08:16.144





RODI - POWER ONE ENDURANCE


1ª CARRERA TRIANGULAR RESISTENCIA

ALCARRAS 3,800 km

CARRERA

28/02/2010 15:04

Carrera iniciado a 15:04:16



Lap	Lap Tm	Diff	Time of Day	Lap	Lap Tm	Diff	Time of Day	Lap	Lap Tm	Diff	Time of Day
69	1:52.189	+5.109	17:14:13.612	37	1:47.888	+1.283	16:14:22.720	5	1:48.732		15:13:48.730
70	1:52.465	+5.385	17:16:06.077	38	1:48.264	+1.659	16:16:10.984	6	1:48.986	+0.254	15:15:37.716
71	1:52.207	+5.127	17:17:58.284	39	1:47.803	+1.198	16:17:58.787	7	1:49.419	+0.687	15:17:27.135
72	1:52.822	+5.742	17:19:51.106	40	1:47.740	+1.135	16:19:46.527	8	1:50.193	+1.461	15:19:17.328
73	1:52.915	+5.835	17:21:44.021	41	1:48.143	+1.538	16:21:34.670	9	1:50.927	+2.195	15:21:08.255
74	1:53.698	+6.618	17:23:37.719	42	1:47.156	+0.551	16:23:21.826	10	1:51.367	+2.635	15:22:59.622
75	1:52.874	+5.794	17:25:30.593	43	1:48.795	+2.190	16:25:10.621	11	1:51.804	+3.072	15:24:51.426
76	1:53.998	+6.918	17:27:24.591	44	1:47.990	+1.385	16:26:58.611	12	1:53.316	+4.584	15:26:44.742
p77	1:54.722	+7.642	17:29:19.313	45	1:48.102	+1.497	16:28:46.713	13	1:52.572	+3.840	15:28:37.314
78	3:00.160	+1:13.080	17:32:19.474	46	1:47.019	+0.414	16:30:33.732	14	1:51.664	+2.932	15:30:28.978
79	1:49.832	+2.752	17:34:09.306	47	1:47.344	+0.739	16:32:21.076	15	1:52.882	+4.150	15:32:21.860
80	1:48.639	+1.559	17:35:57.945	48	1:48.958	+2.353	16:34:10.034	p16	1:57.348	+8.616	15:34:19.208
81	1:48.005	+0.925	17:37:45.950	49	1:49.097	+2.492	16:35:59.131	17	2:43.544	+54.812	15:37:02.753
82	1:48.039	+0.959	17:39:33.989	50	1:49.006	+2.401	16:37:48.137	18	1:54.821	+6.089	15:38:57.574
83	1:49.053	+1.973	17:41:23.042	p51	1:54.894	+8.289	16:39:43.031	19	1:52.634	+3.902	15:40:50.208
84	1:47.318	+0.238	17:43:10.360	52	2:21.398	+34.793	16:42:04.430	20	1:52.146	+3.414	15:42:42.354
85	1:47.080		17:44:57.440	53	1:50.338	+3.733	16:43:54.768	21	1:53.374	+4.642	15:44:35.728
86	1:47.527	+0.447	17:46:44.967	54	1:49.792	+3.187	16:45:44.560	22	1:53.254	+4.522	15:46:28.982
87	1:48.119	+1.039	17:48:33.086	55	1:49.847	+3.242	16:47:34.407	23	1:53.356	+4.624	15:48:22.338
88	1:48.141	+1.061	17:50:21.227	56	1:50.354	+3.749	16:49:24.761	24	1:53.266	+4.534	15:50:15.604
89	1:48.985	+1.905	17:52:10.212	57	1:50.915	+4.310	16:51:15.676	25	1:53.554	+4.822	15:52:09.158
90	1:49.772	+2.692	17:53:59.984	58	1:50.300	+3.695	16:53:05.976	26	1:53.733	+5.001	15:54:02.891
91	1:49.832	+2.752	17:55:49.816	59	1:49.204	+2.599	16:54:55.180	27	1:52.116	+3.384	15:55:55.007
92	1:48.634	+1.554	17:57:38.450	60	1:48.641	+2.036	16:56:43.821	28	1:51.880	+3.148	15:57:46.887
93	1:50.836	+3.756	17:59:29.286	61	1:50.247	+3.642	16:58:34.068	29	1:52.831	+4.099	15:59:39.718
94	1:50.433	+3.353	18:01:19.719	62	1:50.344	+3.739	17:00:24.412	30	1:52.256	+3.524	16:01:31.974
95	1:50.948	+3.868	18:03:10.667	63	1:50.044	+3.439	17:02:14.456	p31	1:55.391	+6.659	16:03:27.365
96	1:52.192	+5.112	18:05:02.859	64	1:50.285	+3.680	17:04:04.741	32	2:46.800	+58.068	16:06:14.166
(7) BAUTISTA-CEBRIAN				65	1:51.577	+4.972	17:05:56.318	33	1:51.438	+2.706	16:08:05.604
1			15:06:16.345	66	1:54.080	+7.475	17:07:50.398	34	1:51.329	+2.597	16:09:56.933
2	1:50.026	+3.421	15:08:06.371	p67	2:04.063	+17.458	17:09:54.461	35	1:51.523	+2.791	16:11:48.456
3	1:48.118	+1.513	15:09:54.489	68	3:55.088	+2:08.483	17:13:49.550	36	1:51.952	+3.220	16:13:40.408
4	1:48.085	+1.480	15:11:42.574	69	1:50.804	+4.199	17:15:40.354	37	1:50.619	+1.887	16:15:31.027
5	1:48.329	+1.724	15:13:30.903	70	1:49.479	+2.874	17:17:29.833	38	1:49.215	+0.483	16:17:20.242
6	1:47.359	+0.754	15:15:18.262	71	1:52.555	+5.950	17:19:22.388	39	1:50.604	+1.872	16:19:10.846
7	1:48.176	+1.571	15:17:06.438	72	1:49.163	+2.558	17:21:11.551	40	1:50.829	+2.097	16:21:01.675
8	1:46.935	+0.330	15:18:53.373	73	1:48.961	+2.356	17:23:00.512	41	1:52.145	+3.413	16:22:53.820
9	1:47.113	+0.508	15:20:40.486	74	1:49.469	+2.864	17:24:49.981	42	1:51.554	+2.822	16:24:45.374
10	1:48.083	+1.478	15:22:28.569	75	1:49.198	+2.593	17:26:39.179	43	1:50.965	+2.233	16:26:36.339
11	1:47.768	+1.163	15:24:16.337	76	1:49.602	+2.997	17:28:28.781	44	1:51.897	+3.165	16:28:28.236
12	1:47.213	+0.608	15:26:03.550	77	1:49.266	+2.661	17:30:18.047	45	1:50.899	+2.167	16:30:19.135
13	1:46.960	+0.355	15:27:50.510	78	1:49.835	+3.230	17:32:07.882	46	1:52.522	+3.790	16:32:11.657
14	1:46.665	+0.060	15:29:37.175	79	1:49.455	+2.850	17:33:57.337	47	1:50.039	+1.307	16:34:01.696
15	1:47.382	+0.777	15:31:24.557	p80	1:55.146	+8.541	17:35:52.483	p48	1:55.770	+7.038	16:35:57.466
16	1:46.605		15:33:11.162	81	2:19.674	+33.069	17:38:12.158	49	2:40.085	+51.353	16:38:37.552
p17	1:52.087	+5.482	15:35:03.249	82	1:50.746	+4.141	17:40:02.904	50	1:56.063	+7.331	16:40:33.615
18	2:13.018	+26.413	15:37:16.268	83	1:50.742	+4.137	17:41:53.646	51	1:54.555	+5.823	16:42:28.170
19	1:49.694	+3.089	15:39:05.962	84	1:49.239	+2.634	17:43:42.885	52	1:53.742	+5.010	16:44:21.912
20	1:49.479	+2.874	15:40:55.441	85	1:50.457	+3.852	17:45:33.342	53	1:53.692	+4.960	16:46:15.604
21	1:50.582	+3.977	15:42:46.023	86	1:49.617	+3.012	17:47:22.959	54	1:54.194	+5.462	16:48:09.798
22	1:50.624	+4.019	15:44:36.647	87	1:50.467	+3.862	17:49:13.426	55	1:54.423	+5.691	16:50:04.221
23	1:50.504	+3.899	15:46:27.151	88	1:52.609	+6.004	17:51:06.035	56	1:53.691	+4.959	16:51:57.912
24	1:49.680	+3.075	15:48:16.831	89	1:50.292	+3.687	17:52:56.327	57	1:52.330	+3.598	16:53:50.242
25	1:50.887	+4.282	15:50:07.718	90	1:50.623	+4.018	17:54:46.950	58	1:51.974	+3.242	16:55:42.216
26	1:50.028	+3.423	15:51:57.746	91	1:50.463	+3.858	17:56:37.413	59	1:52.710	+3.978	16:57:34.926
27	1:49.447	+2.842	15:53:47.193	92	1:50.417	+3.812	17:58:27.830	60	1:51.622	+2.890	16:59:26.548
28	1:48.496	+1.891	15:55:35.689	93	1:52.813	+6.208	18:00:20.643	61	1:50.032	+1.300	17:01:16.580
29	1:48.961	+2.356	15:57:24.650	94	1:54.384	+7.779	18:02:15.027	62	1:52.032	+3.300	17:03:08.612
30	1:47.779	+1.174	15:59:12.429	95	1:54.416	+7.811	18:04:09.443	63	1:52.849	+4.117	17:05:01.461
31	1:49.783	+3.178	16:01:02.212	96	1:53.154	+6.549	18:06:02.597	64	1:51.734	+3.002	17:06:53.195
32	1:51.944	+5.339	16:02:54.156	(8) MILLAS-GUITART				65	1:50.627	+1.895	17:08:43.822
p33	1:53.560	+6.955	16:04:47.716	1			15:06:25.828	66	1:50.758	+2.026	17:10:34.580
34	4:10.109	+2:23.504	16:08:57.826	2	1:51.043	+2.311	15:08:16.871	67	1:50.794	+2.062	17:12:25.374
35	1:48.593	+1.988	16:10:46.419	3	1:52.560	+3.828	15:10:09.431	68	1:51.116	+2.384	17:14:16.490
36	1:48.413	+1.808	16:12:34.832	4	1:50.567	+1.835	15:11:59.998	69	1:51.240	+2.508	17:16:07.730
								70	1:52.094	+3.362	17:17:59.824

CRONOSYSTEM

Orbits





RODI - POWER ONE ENDURANCE

1ª CARRERA TRIANGULAR RESISTENCIA

ALCARRAS 3,800 km

CARRERA

28/02/2010 15:04

Carrera iniciado a 15:04:16

Lap	Lap Tm	Diff	Time of Day	Lap	Lap Tm	Diff	Time of Day	Lap	Lap Tm	Diff	Time of Day
p71	1:56.998	+8.266	17:19:56.822	40	1:46.365	+0.891	16:18:25.318	10	1:52.515	+2.282	15:23:32.843
72	2:41.196	+52.464	17:22:38.019	41	1:45.474		16:20:10.792	11	1:52.599	+2.366	15:25:25.442
73	1:52.890	+4.158	17:24:30.909	42	1:46.297	+0.823	16:21:57.089	12	1:51.929	+1.696	15:27:17.371
74	2:02.479	+13.747	17:26:33.388	p43	1:51.774	+6.300	16:23:48.863	13	1:51.776	+1.543	15:29:09.147
75	1:52.461	+3.729	17:28:25.849	44	2:30.932	+45.458	16:26:19.796	14	1:51.660	+1.427	15:31:00.807
76	1:51.055	+2.323	17:30:16.904	45	1:48.262	+2.788	16:28:08.058	15	1:53.075	+2.842	15:32:53.882
77	1:49.659	+0.927	17:32:06.563	46	1:48.149	+2.675	16:29:56.207	16	1:51.774	+1.541	15:34:45.656
78	1:50.124	+1.392	17:33:56.687	47	1:48.786	+3.312	16:31:44.993	17	1:51.619	+1.386	15:36:37.275
79	1:49.353	+0.621	17:35:46.040	p48	1:53.266	+7.792	16:33:38.259	18	1:52.567	+2.334	15:38:29.842
80	1:49.063	+0.331	17:37:35.103	49	2:54.524	+1:09.050	16:36:32.784	19	1:53.539	+3.306	15:40:23.381
81	1:49.671	+0.939	17:39:24.774	50	1:48.152	+2.678	16:38:20.936	20	1:52.497	+2.264	15:42:15.878
82	1:49.178	+0.446	17:41:13.952	51	1:48.767	+3.293	16:40:09.703	21	1:51.620	+1.387	15:44:07.498
83	1:50.690	+1.958	17:43:04.642	p52	1:55.384	+9.910	16:42:05.087	22	1:51.454	+1.221	15:45:58.952
84	1:49.360	+0.628	17:44:54.002	53	2:39.993	+54.519	16:44:45.081	p23	1:55.314	+5.081	15:47:54.266
85	1:49.090	+0.358	17:46:43.092	54	1:46.458	+0.984	16:46:31.539	24	3:03.946	+1:13.713	15:50:58.213
86	2:24.737	+36.005	17:49:07.829	55	1:47.029	+1.555	16:48:18.568	25	1:53.183	+2.950	15:52:51.396
87	1:52.317	+3.585	17:51:00.146	56	1:46.764	+1.290	16:50:05.332	26	1:54.756	+4.523	15:54:46.152
88	1:51.029	+2.297	17:52:51.175	57	1:47.271	+1.797	16:51:52.603	27	1:52.572	+2.339	15:56:38.724
89	1:50.253	+1.521	17:54:41.428	58	1:45.807	+0.333	16:53:38.410	28	1:52.292	+2.059	15:58:31.016
90	1:50.810	+2.078	17:56:32.238	59	1:46.259	+0.785	16:55:24.669	29	1:51.733	+1.500	16:00:22.749
91	1:49.908	+1.176	17:58:22.146	60	1:45.801	+0.327	16:57:10.470	30	1:53.253	+3.020	16:02:16.002
92	1:49.653	+0.921	18:00:11.799	61	1:47.363	+1.889	16:58:57.833	31	1:52.312	+2.079	16:04:08.314
93	1:49.866	+1.134	18:02:01.665	62	1:45.636	+0.162	17:00:43.469	32	1:51.296	+1.063	16:05:59.610
94	1:52.265	+3.533	18:03:53.930	63	1:46.226	+0.752	17:02:29.695	33	1:51.691	+1.458	16:07:51.301
95	1:51.199	+2.467	18:05:45.129	64	1:45.810	+0.336	17:04:15.505	34	1:51.257	+1.024	16:09:42.558
(2) MAGNATEAM				65	1:45.819	+0.345	17:06:01.324	35	1:51.402	+1.169	16:11:33.960
1			15:06:17.274	66	1:46.737	+1.263	17:07:48.061	36	1:51.328	+1.095	16:13:25.288
2	1:48.538	+3.064	15:08:05.812	67	1:47.398	+1.924	17:09:35.459	37	1:52.770	+2.537	16:15:18.058
3	1:47.574	+2.100	15:09:53.386	p68	1:51.704	+6.230	17:11:27.163	38	1:51.823	+1.590	16:17:09.881
4	1:47.961	+2.487	15:11:41.347	69	3:53.769	+2:08.295	17:15:20.933	39	1:51.114	+0.881	16:19:00.995
5	1:48.409	+2.935	15:13:29.756	70	1:53.761	+8.287	17:17:14.694	40	1:50.687	+0.454	16:20:51.682
6	1:47.193	+1.719	15:15:16.949	71	1:52.961	+7.487	17:19:07.655	41	1:51.697	+1.464	16:22:43.379
7	1:47.402	+1.928	15:17:04.351	72	1:51.869	+6.395	17:20:59.524	42	1:51.526	+1.293	16:24:34.905
8	1:47.264	+1.790	15:18:51.615	73	1:53.148	+7.674	17:22:52.672	43	1:50.584	+0.351	16:26:25.489
9	1:46.311	+0.837	15:20:37.926	74	1:52.215	+6.741	17:24:44.887	44	1:50.824	+0.591	16:28:16.313
10	1:46.571	+1.097	15:22:24.497	75	1:52.150	+6.676	17:26:37.037	45	1:51.915	+1.682	16:30:08.228
11	1:47.253	+1.779	15:24:11.750	76	1:51.548	+6.074	17:28:28.585	46	1:51.699	+1.466	16:31:59.927
12	1:46.536	+1.062	15:25:58.286	77	1:50.850	+5.376	17:30:19.435	47	1:50.544	+0.311	16:33:50.471
13	1:47.339	+1.865	15:27:45.625	78	1:49.806	+4.332	17:32:09.241	48	1:50.233		16:35:40.704
14	1:47.880	+2.406	15:29:33.505	79	1:49.881	+4.407	17:33:59.122	49	1:53.542	+3.309	16:37:34.246
p15	1:59.983	+14.509	15:31:33.488	80	1:51.201	+5.727	17:35:50.323	p50	1:57.340	+7.107	16:39:31.586
16	3:00.859	+1:15.385	15:34:34.348	81	1:51.758	+6.284	17:37:42.081	51	2:58.972	+1:08.739	16:42:30.559
17	1:48.954	+3.480	15:36:23.302	82	1:50.014	+4.540	17:39:32.095	52	1:53.775	+3.542	16:44:24.334
18	1:48.462	+2.988	15:38:11.764	83	1:50.807	+5.333	17:41:22.902	53	1:53.192	+2.959	16:46:17.526
19	1:48.226	+2.752	15:39:59.990	84	1:52.991	+7.517	17:43:15.893	54	1:52.937	+2.704	16:48:10.463
p20	1:55.696	+10.222	15:41:55.686	85	1:51.835	+6.361	17:45:07.728	55	1:53.459	+3.226	16:50:03.922
21	2:40.239	+54.765	15:44:35.926	86	1:50.587	+5.113	17:46:58.315	56	1:52.865	+2.632	16:51:56.787
22	1:47.606	+2.132	15:46:23.532	87	1:52.199	+6.725	17:48:50.514	57	1:53.921	+3.688	16:53:50.708
23	1:46.675	+1.201	15:48:10.207	88	1:53.401	+7.927	17:50:43.915	58	1:52.549	+2.316	16:55:43.257
24	1:46.731	+1.257	15:49:56.938	89	1:54.072	+8.598	17:52:37.987	59	1:52.655	+2.422	16:57:35.912
25	1:47.006	+1.532	15:51:43.944	90	1:52.005	+6.531	17:54:29.992	60	1:53.591	+3.358	16:59:29.503
26	1:46.607	+1.133	15:53:30.551	91	1:53.158	+7.684	17:56:23.150	61	1:52.713	+2.480	17:01:22.216
27	1:47.168	+1.694	15:55:17.719	92	1:54.347	+8.873	17:58:17.497	62	1:52.716	+2.483	17:03:14.932
28	1:47.135	+1.661	15:57:04.854	93	1:54.159	+8.685	18:00:11.656	63	1:52.814	+2.581	17:05:07.746
29	1:47.149	+1.675	15:58:52.003	94	1:58.532	+13.058	18:02:10.188	64	1:51.744	+1.511	17:06:59.490
30	1:46.442	+0.968	16:00:38.445	(19) BEN RACING				65	1:50.903	+0.670	17:08:50.393
31	1:47.025	+1.551	16:02:25.470	1			15:06:26.904	66	1:51.625	+1.392	17:10:42.018
32	1:46.690	+1.216	16:04:12.160	2	1:57.127	+6.894	15:08:24.031	67	1:50.981	+0.748	17:12:32.999
33	1:47.440	+1.966	16:05:59.600	3	1:55.059	+4.826	15:10:19.090	68	1:52.418	+2.185	17:14:25.417
34	1:47.490	+2.016	16:07:47.090	4	1:53.931	+3.698	15:12:13.021	69	1:52.126	+1.893	17:16:17.543
35	1:46.904	+1.430	16:09:33.994	5	1:53.898	+3.665	15:14:06.919	70	1:52.419	+2.186	17:18:09.962
36	1:45.853	+0.379	16:11:19.847	6	1:53.647	+3.414	15:16:00.566	71	1:52.728	+2.495	17:20:02.690
37	1:47.262	+1.788	16:13:07.109	7	1:54.389	+4.156	15:17:54.955	72	1:51.142	+0.909	17:21:53.832
38	1:45.722	+0.248	16:14:52.831	8	1:52.913	+2.680	15:19:47.868	73	1:51.812	+1.579	17:23:45.644
39	1:46.122	+0.648	16:16:38.953	9	1:52.460	+2.227	15:21:40.328	74	1:50.503	+0.270	17:25:36.147
								p75	1:56.466	+6.233	17:27:32.613

CRONOSYSTEM

Orbits





RODI - POWER ONE ENDURANCE

1ª CARRERA TRIANGULAR RESISTENCIA

ALCARRAS 3,800 km

CARRERA

28/02/2010 15:04

Carrera iniciado a 15:04:16

Lap	Lap Tm	Diff	Time of Day	Lap	Lap Tm	Diff	Time of Day	Lap	Lap Tm	Diff	Time of Day
76	2:53.125	+1:02.892	17:30:25.739	46	1:49.667	+1.205	16:36:26.225	p19	1:58.209	+10.065	15:39:42.304
77	1:54.591	+4.358	17:32:20.330	47	1:50.296	+1.834	16:38:16.521	20	3:15.808	+1:27.664	15:42:58.113
78	1:54.740	+4.507	17:34:15.070	48	1:49.728	+1.266	16:40:06.249	21	1:52.758	+4.614	15:44:50.871
79	1:54.274	+4.041	17:36:09.344	49	1:49.161	+0.699	16:41:55.410	22	1:49.444	+1.300	15:46:40.315
80	1:53.027	+2.794	17:38:02.371	50	1:50.111	+1.649	16:43:45.521	23	1:48.909	+0.765	15:48:29.224
81	1:52.837	+2.604	17:39:55.208	51	1:50.061	+1.599	16:45:35.582	24	1:48.144		15:50:17.368
82	1:52.981	+2.748	17:41:48.189	52	1:49.258	+0.796	16:47:24.840	25	3:35.906	+1:47.762	15:53:53.274
83	1:52.145	+1.912	17:43:40.334	53	1:49.922	+1.460	16:49:14.762	26	1:54.281	+6.137	15:55:47.555
84	1:52.764	+2.531	17:45:33.098	54	1:49.624	+1.162	16:51:04.386	27	1:51.299	+3.155	15:57:38.854
85	1:52.656	+2.423	17:47:25.754	55	1:51.496	+3.034	16:52:55.882	28	1:50.921	+2.777	15:59:29.775
86	1:52.999	+2.766	17:49:18.753	56	1:51.689	+3.227	16:54:47.571	29	1:50.074	+1.930	16:01:19.849
87	1:52.779	+2.546	17:51:11.532	57	1:49.709	+1.247	16:56:37.280	30	1:50.082	+1.938	16:03:09.931
88	1:52.241	+2.008	17:53:03.773	58	1:50.019	+1.557	16:58:27.299	31	1:50.327	+2.183	16:05:00.258
89	1:53.918	+3.685	17:54:57.691	59	1:50.564	+2.102	17:00:17.863	32	1:51.086	+2.942	16:06:51.344
90	1:52.717	+2.484	17:56:50.408	p60	1:53.268	+4.806	17:02:11.131	33	1:53.204	+5.060	16:08:44.548
91	1:52.430	+2.197	17:58:42.838	61	3:16.670	+1:28.208	17:05:27.802	34	1:50.978	+2.834	16:10:35.526
92	1:52.791	+2.558	18:00:35.629	62	1:58.832	+10.370	17:07:26.634	35	1:50.368	+2.224	16:12:25.894
93	1:52.693	+2.460	18:02:28.322	63	1:59.445	+10.983	17:09:26.079	36	1:51.372	+3.228	16:14:17.266
94	1:53.176	+2.943	18:04:21.498	64	2:00.315	+11.853	17:11:26.394	37	1:49.776	+1.632	16:16:07.042
				65	1:59.928	+11.466	17:13:26.322	38	1:49.346	+1.202	16:17:56.388
				66	1:58.175	+9.713	17:15:24.497	39	1:49.824	+1.680	16:19:46.212
(24) T2L			15:06:20.477	67	2:00.041	+11.579	17:17:24.538	40	1:49.957	+1.813	16:21:36.169
1			15:06:20.477	68	1:59.193	+10.731	17:19:23.731	41	1:49.228	+1.084	16:23:25.397
2	1:53.169	+4.707	15:08:13.646	69	1:56.176	+7.714	17:21:19.907	42	1:50.313	+2.169	16:25:15.710
3	1:50.072	+1.610	15:10:03.718	70	1:56.400	+7.938	17:23:16.307	43	1:51.660	+3.516	16:27:07.370
4	1:49.246	+0.784	15:11:52.964	71	1:56.426	+7.964	17:25:12.733	44	1:50.436	+2.292	16:28:57.806
5	1:48.602	+0.140	15:13:41.566	72	1:55.774	+7.312	17:27:08.507	p45	1:53.324	+5.180	16:30:51.130
6	1:48.462		15:15:30.028	73	1:58.898	+10.436	17:29:07.405	46	3:26.033	+1:37.889	16:34:17.164
7	1:49.848	+1.386	15:17:19.876	p74	2:01.174	+12.712	17:31:08.579	47	1:49.906	+1.762	16:36:07.070
8	1:48.881	+0.419	15:19:08.757	75	2:25.837	+37.375	17:33:34.417	48	1:49.484	+1.340	16:37:56.554
9	1:49.114	+0.652	15:20:57.871	76	1:56.872	+8.410	17:35:31.289	49	1:49.663	+1.519	16:39:46.217
10	1:48.951	+0.489	15:22:46.822	77	1:57.661	+9.199	17:37:28.950	50	1:48.947	+0.803	16:41:35.164
11	1:48.512	+0.050	15:24:35.334	78	1:56.573	+8.111	17:39:25.523	51	1:48.831	+0.687	16:43:23.995
12	1:48.727	+0.265	15:26:24.061	79	1:56.999	+8.537	17:41:22.522	52	1:48.895	+0.751	16:45:12.890
13	1:49.693	+1.231	15:28:13.754	80	1:56.439	+7.977	17:43:18.961	53	1:49.105	+0.961	16:47:01.995
14	1:49.041	+0.579	15:30:02.795	81	1:56.474	+8.012	17:45:15.435	54	1:48.330	+0.186	16:48:50.325
p15	1:51.259	+2.797	15:31:54.054	82	1:56.651	+8.189	17:47:12.086	55	1:49.649	+1.505	16:50:39.974
16	2:28.216	+39.754	15:34:22.271	83	1:56.666	+8.204	17:49:08.752	p56	1:55.657	+7.513	16:52:35.631
17	1:59.811	+11.349	15:36:22.082	84	1:56.932	+8.470	17:51:05.684	57	3:45.732	+1:57.588	16:56:21.364
18	2:01.516	+13.054	15:38:23.598	85	1:57.463	+9.001	17:53:03.147	58	1:52.347	+4.203	16:58:13.711
19	1:59.423	+10.961	15:40:23.021	86	1:57.658	+9.196	17:55:00.805	59	1:53.138	+4.994	17:00:06.849
20	1:59.724	+11.262	15:42:22.745	87	1:57.542	+9.080	17:56:58.347	60	1:52.592	+4.448	17:01:59.441
21	1:57.479	+9.017	15:44:20.224	88	1:57.997	+9.535	17:58:56.344	61	1:51.429	+3.285	17:03:50.870
22	1:57.479	+9.017	15:46:17.703	89	1:57.745	+9.283	18:00:54.089	62	1:51.643	+3.499	17:05:42.513
23	1:57.186	+8.724	15:48:14.889	90	1:57.692	+9.230	18:02:51.781	63	1:51.259	+3.115	17:07:33.772
24	1:56.840	+8.378	15:50:11.729	91	1:58.086	+9.624	18:04:49.867	64	1:51.078	+2.934	17:09:24.850
p25	3:14.701	+1:26.239	15:53:26.430					65	1:50.676	+2.532	17:11:15.526
26	3:40.037	+1:51.575	15:57:06.468	(15) J&D SPORT				66	1:50.337	+2.193	17:13:05.863
27	1:58.680	+10.218	15:59:05.148	1			15:06:27.237	67	1:51.391	+3.247	17:14:57.254
28	1:56.328	+7.866	16:01:01.476	2	1:54.910	+6.766	15:08:22.147	68	1:52.029	+3.885	17:16:49.283
29	1:56.139	+7.677	16:02:57.615	3	1:53.520	+5.376	15:10:15.667	69	1:50.628	+2.484	17:18:39.911
30	1:56.549	+8.087	16:04:54.164	4	1:52.116	+3.972	15:12:07.783	70	1:52.010	+3.866	17:20:31.921
31	1:56.201	+7.739	16:06:50.365	5	1:51.782	+3.638	15:13:59.565	71	1:51.382	+3.238	17:22:23.303
32	1:56.558	+8.096	16:08:46.923	6	1:50.444	+2.300	15:15:50.009	72	1:52.651	+4.507	17:24:15.954
33	1:57.023	+8.561	16:10:43.946	7	1:50.909	+2.765	15:17:40.918	73	1:52.769	+4.625	17:26:08.723
34	1:56.515	+8.053	16:12:40.461	8	1:50.108	+1.964	15:19:31.026	74	1:52.575	+4.431	17:28:01.298
35	1:55.022	+6.560	16:14:35.483	9	1:50.006	+1.862	15:21:21.032	75	1:52.113	+3.969	17:29:53.411
36	1:55.402	+6.940	16:16:30.885	10	1:50.461	+2.317	15:23:11.493	76	1:52.476	+4.332	17:31:45.887
37	1:55.683	+7.221	16:18:26.568	11	1:49.140	+0.996	15:25:00.633	77	1:51.935	+3.791	17:33:37.822
38	1:55.710	+7.248	16:20:22.278	12	1:49.738	+1.594	15:26:50.371	78	1:53.503	+5.359	17:35:31.325
39	1:55.367	+6.905	16:22:17.645	13	1:49.154	+1.010	15:28:39.525	79	1:51.881	+3.737	17:37:23.206
40	1:56.816	+8.354	16:24:14.461	14	1:49.066	+0.922	15:30:28.591	80	1:53.052	+4.908	17:39:16.258
41	1:56.279	+7.817	16:26:10.740	15	1:48.550	+0.406	15:32:17.141	81	1:51.993	+3.849	17:41:08.251
42	1:56.586	+8.124	16:28:07.326	16	1:49.124	+0.980	15:34:06.265	82	1:55.295	+7.151	17:43:03.546
p43	2:01.565	+13.103	16:30:08.891	17	1:48.756	+0.612	15:35:55.021	p83	2:00.764	+12.620	17:45:04.310
44	2:37.358	+48.896	16:32:46.250	18	1:49.074	+0.930	15:37:44.095	84	10:29.857	+8:41.713	17:55:34.168
45	1:50.308	+1.846	16:34:36.558								

CRONOSYSTEM

Orbits





RODI - POWER ONE ENDURANCE

1ª CARRERA TRIANGULAR RESISTENCIA

ALCARRAS 3,800 km

CARRERA

28/02/2010 15:04

Carrera iniciado a 15:04:16

Lap	Lap Tm	Diff	Time of Day
85	1:58.800	+10.656	17:57:32.968
86	1:58.095	+9.951	17:59:31.063
87	1:58.037	+9.893	18:01:29.100
88	1:59.728	+11.584	18:03:28.828
89	1:58.097	+9.953	18:05:26.925
(3) BLOCK MOTOR			
1			15:06:34.348
2	2:03.350	+5.685	15:08:37.698
3	2:04.737	+7.072	15:10:42.435
4	2:02.820	+5.155	15:12:45.255
5	2:01.874	+4.209	15:14:47.129
6	2:01.628	+3.963	15:16:48.757
7	2:02.381	+4.716	15:18:51.138
8	2:01.520	+3.855	15:20:52.658
9	2:00.722	+3.057	15:22:53.380
10	2:00.788	+3.123	15:24:54.168
11	2:01.337	+3.672	15:26:55.505
12	2:00.636	+2.971	15:28:56.141
13	2:01.730	+4.065	15:30:57.871
14	2:00.994	+3.329	15:32:58.865
15	2:00.403	+2.738	15:34:59.268
p16	2:05.882	+8.217	15:37:05.150
17	2:34.291	+36.626	15:39:39.442
18	2:05.491	+7.826	15:41:44.933
19	2:04.728	+7.063	15:43:49.661
20	2:03.450	+5.785	15:45:53.111
21	2:02.543	+4.878	15:47:55.654
22	2:02.405	+4.740	15:49:58.059
23	2:02.556	+4.891	15:52:00.615
24	2:02.514	+4.849	15:54:03.129
25	2:03.745	+6.080	15:56:06.874
26	2:01.053	+3.388	15:58:07.927
27	2:00.899	+3.234	16:00:08.826
28	2:00.673	+3.008	16:02:09.499
29	2:00.739	+3.074	16:04:10.238
30	2:00.787	+3.122	16:06:11.025
p31	2:03.762	+6.097	16:08:14.787
32	3:06.200	+1:08.535	16:11:20.988
33	1:59.904	+2.239	16:13:20.892
34	1:58.988	+1.323	16:15:19.880
35	1:58.170	+0.505	16:17:18.050
36	1:57.665		16:19:15.715
37	1:58.418	+0.753	16:21:14.133
38	1:58.460	+0.795	16:23:12.593
39	1:58.535	+0.870	16:25:11.128
40	1:58.354	+0.689	16:27:09.482
41	1:57.743	+0.078	16:29:07.225
42	1:58.397	+0.732	16:31:05.622
43	1:58.398	+0.733	16:33:04.020
44	1:58.376	+0.711	16:35:02.396
45	1:58.807	+1.142	16:37:01.203
46	1:59.413	+1.748	16:39:00.616
p47	2:06.130	+8.465	16:41:06.746
48	2:37.745	+40.080	16:43:44.492
49	2:02.207	+4.542	16:45:46.699
50	2:00.805	+3.140	16:47:47.504
51	2:00.992	+3.327	16:49:48.496
52	2:01.928	+4.263	16:51:50.424
53	2:00.198	+2.533	16:53:50.622
54	2:00.311	+2.646	16:55:50.933
55	1:59.899	+2.234	16:57:50.832
56	1:59.716	+2.051	16:59:50.548
57	1:59.229	+1.564	17:01:49.777
58	1:59.471	+1.806	17:03:49.248
59	1:58.857	+1.192	17:05:48.105

Lap	Lap Tm	Diff	Time of Day
60	2:00.001	+2.336	17:07:48.106
p61	2:03.632	+5.967	17:09:51.738
62	3:24.648	+1:26.983	17:13:16.387
63	2:02.620	+4.955	17:15:19.007
64	2:02.649	+4.984	17:17:21.656
65	2:02.367	+4.702	17:19:24.023
66	2:01.153	+3.488	17:21:25.176
67	2:01.790	+4.125	17:23:26.966
68	2:01.626	+3.961	17:25:28.592
69	2:01.231	+3.566	17:27:29.823
70	2:01.079	+3.414	17:29:30.902
71	2:01.696	+4.031	17:31:32.598
72	2:01.177	+3.512	17:33:33.775
73	1:59.830	+2.165	17:35:33.605
p74	2:03.144	+5.479	17:37:36.749
75	2:33.876	+36.211	17:40:10.626
76	2:00.913	+3.248	17:42:11.539
77	1:59.348	+1.683	17:44:10.887
78	1:59.107	+1.442	17:46:09.994
79	1:59.360	+1.695	17:48:09.354
80	1:58.830	+1.165	17:50:08.184
81	1:59.459	+1.794	17:52:07.643
82	1:59.468	+1.803	17:54:07.111
83	1:59.194	+1.529	17:56:06.305
84	1:59.530	+1.865	17:58:05.835
85	1:59.110	+1.445	18:00:04.945
86	1:58.757	+1.092	18:02:03.702
87	1:58.052	+0.387	18:04:01.754
88	1:58.807	+1.142	18:06:00.561

Lap	Lap Tm	Diff	Time of Day
(34) CIRCUIT ALCARRAS-RODI 1			
1			15:06:02.677
2	1:41.027	+0.609	15:07:43.704
3	1:40.883	+0.465	15:09:24.587
4	1:40.966	+0.548	15:11:05.553
5	1:40.967	+0.549	15:12:46.520
6	1:40.973	+0.555	15:14:27.493
7	1:40.710	+0.292	15:16:08.203
8	1:41.325	+0.907	15:17:49.528
9	1:41.516	+1.098	15:19:31.044
10	1:41.421	+1.003	15:21:12.465
11	1:42.661	+2.243	15:22:55.126
12	1:41.612	+1.194	15:24:36.738
13	1:41.127	+0.709	15:26:17.865
14	1:42.124	+1.706	15:27:59.989
15	1:40.418		15:29:40.407
16	1:42.057	+1.639	15:31:22.464
17	1:41.540	+1.122	15:33:04.004
18	1:41.295	+0.877	15:34:45.299
19	1:41.650	+1.232	15:36:26.949
20	1:41.246	+0.828	15:38:08.195
21	1:41.180	+0.762	15:39:49.375
22	1:42.150	+1.732	15:41:31.525
23	1:41.371	+0.953	15:43:12.896
24	1:41.279	+0.861	15:44:54.175
25	1:42.361	+1.943	15:46:36.536
26	1:43.461	+3.043	15:48:19.997
27	1:42.238	+1.820	15:50:02.235
28	1:42.563	+2.145	15:51:44.798
p29	1:45.353	+4.935	15:53:30.151
30	2:29.568	+49.150	15:55:59.720
31	1:42.722	+2.304	15:57:42.442
32	1:42.874	+2.456	15:59:25.316
33	1:42.731	+2.313	16:01:08.047
34	1:42.826	+2.408	16:02:50.873
35	1:42.169	+1.751	16:04:33.042

Lap	Lap Tm	Diff	Time of Day
36	1:42.088	+1.670	16:06:15.130
37	1:43.255	+2.837	16:07:58.385
38	1:43.186	+2.768	16:09:41.571
39	1:42.684	+2.266	16:11:24.255
40	1:42.973	+2.555	16:13:07.228
41	1:43.634	+3.216	16:14:50.862
42	1:43.085	+2.667	16:16:33.947
43	1:41.839	+1.421	16:18:15.786
44	1:42.056	+1.638	16:19:57.842
45	1:42.126	+1.708	16:21:39.968
46	1:42.434	+2.016	16:23:22.402
47	1:43.466	+3.048	16:25:05.868
48	1:43.500	+3.082	16:26:49.368
49	1:42.850	+2.432	16:28:32.218
50	1:42.357	+1.939	16:30:14.575
51	1:43.663	+3.245	16:31:58.238
52	1:41.932	+1.514	16:33:40.170
53	1:42.284	+1.866	16:35:22.454
54	1:42.782	+2.364	16:37:05.236
55	1:41.986	+1.568	16:38:47.222
56	1:42.624	+2.206	16:40:29.846
p57	1:46.107	+5.689	16:42:15.953
58	2:36.542	+56.124	16:44:52.496
59	1:42.869	+2.451	16:46:35.365
60	1:41.618	+1.200	16:48:16.983
61	1:44.889	+4.471	16:50:01.872
62	1:41.219	+0.801	16:51:43.091
63	1:42.240	+1.822	16:53:25.331
64	1:40.939	+0.521	16:55:06.270
65	1:41.028	+0.610	16:56:47.298
66	1:41.573	+1.155	16:58:28.871
67	1:41.492	+1.074	17:00:10.363
68	1:41.638	+1.220	17:01:52.001
69	1:42.252	+1.834	17:03:34.253
70	1:41.978	+1.560	17:05:16.231
71	1:42.021	+1.603	17:06:58.252
72	1:42.472	+2.054	17:08:40.724
73	1:42.553	+2.135	17:10:23.277
74	1:42.334	+1.916	17:12:05.611
75	1:43.643	+3.225	17:13:49.254
76	1:42.520	+2.102	17:15:31.774
77	1:43.992	+3.574	17:17:15.766
78	1:42.800	+2.382	17:18:58.566
79	1:42.795	+2.377	17:20:41.361
80	1:43.563	+3.145	17:22:24.924
81	1:43.823	+3.405	17:24:08.747
82	1:44.202	+3.784	17:25:52.949
83	1:42.747	+2.329	17:27:35.696
84	1:43.964	+3.546	17:29:19.660
p85	1:49.290	+8.872	17:31:08.950
86	2:29.936	+49.518	17:33:38.887
87	1:42.273	+1.855	17:35:21.160
88	1:42.231	+1.813	17:37:03.391
89	1:42.175	+1.757	17:38:45.566
90	1:42.555	+2.137	17:40:28.121
91	1:42.195	+1.777	17:42:10.316
92	1:41.649	+1.231	17:43:51.965
93	1:54.792	+14.374	17:45:46.757

Lap	Lap Tm	Diff	Time of Day
(18) RPM SUPERSPORT MOTOS			
1			15:06:24.846
2	1:48.202	+4.108	15:08:13.048
3	1:45.805	+1.711	15:09:58.853
4	1:44.996	+0.902	15:11:43.849
5	1:46.328	+2.234	15:13:30.177
6	1:44.871	+0.777	15:15:15.048

CRONOSYSTEM

Orbits





RODI - POWER ONE ENDURANCE

1ª CARRERA TRIANGULAR RESISTENCIA

ALCARRAS 3,800 km

CARRERA

28/02/2010 15:04

Carrera iniciado a 15:04:16

Lap	Lap Tm	Diff	Time of Day
7	2:37.881	+53.787	15:17:52.929
8	1:45.036	+0.942	15:19:37.965
9	1:45.101	+1.007	15:21:23.066
10	1:46.475	+2.381	15:23:09.541
11	1:45.521	+1.427	15:24:55.062
12	1:46.422	+2.328	15:26:41.484
13	1:44.405	+0.311	15:28:25.889
14	1:44.094		15:30:09.983
15	1:44.506	+0.412	15:31:54.489
16	1:44.906	+0.812	15:33:39.395
17	1:44.647	+0.553	15:35:24.042
18	1:44.822	+0.728	15:37:08.864
p19	1:50.187	+6.093	15:38:59.051
20	3:15.625	+1:31.531	15:42:14.677
21	2:17.167	+33.073	15:44:31.844
22	1:48.441	+4.347	15:46:20.285
23	1:49.000	+4.906	15:48:09.285
24	1:47.708	+3.614	15:49:56.993
25	2:29.368	+45.274	15:52:26.361
26	1:49.374	+5.280	15:54:15.735
27	1:48.005	+3.911	15:56:03.740
28	1:47.720	+3.626	15:57:51.460
29	1:47.983	+3.889	15:59:39.443
30	1:47.137	+3.043	16:01:26.580
31	1:47.270	+3.176	16:03:13.850
32	1:50.026	+5.932	16:05:03.876
33	2:13.110	+29.016	16:07:16.986
34	1:47.778	+3.684	16:09:04.764
35	2:11.919	+27.825	16:11:16.683
36	1:48.040	+3.946	16:13:04.723
37	1:48.548	+4.454	16:14:53.271
38	2:23.461	+39.367	16:17:16.732
p39	1:55.373	+11.279	16:19:12.105

Lap	Lap Tm	Diff	Time of Day
-----	--------	------	-------------

Lap	Lap Tm	Diff	Time of Day
-----	--------	------	-------------





RODI - POWER ONE ENDURANCE

Vuelta a vuelta

1ª CARRERA TRIANGULAR RESISTENCIA

ALCARRAS 3,800 km

CARRERA

28/02/2010 15:04

Carrera iniciado a 15:04:16



Competidores	Vueltas																									
		1	2	3	4	5	6	7	8	9	10	11	12	13	14	15	16	17	18	19	20	21	22	23	24	25
CIRCUIT ALCARRAS-RODI 1 (34)	1	34	34	34	34	34	34	34	34	34	34	34	34	34	34	34	34	34	34	34	34	34	34	34	34	34
EGT TEAM (47)	2	47	47	47	47	47	47	47	47	47	47	47	47	47	47	47	47	47	47	47	47	47	47	47	47	47
CIRCUIT ALCARRAS-RODI 2 (36)	3	36	36	36	36	36	36	36	36	36	36	36	36	36	36	36	36	36	36	36	36	36	36	36	36	36
GUZZI MOTO BOX (25)	4	25	25	25	38	38	38	38	38	38	38	38	38	38	38	38	38	38	38	38	38	38	38	38	38	38
38 TEAM (38)	5	38	38	38	25	25	25	25	25	25	25	25	25	25	25	25	25	25	25	25	25	25	25	25	25	25
AMM RESISTENCIA (21)	6	21	1	1	1	6	6	6	6	6	6	6	6	6	6	6	6	6	6	6	6	6	6	6	6	6
TEAM BAKET (1)	7	1	21	6	6	1	1	1	1	1	1	1	1	1	1	1	1	1	1	1	1	1	1	1	1	1
H. GUASCH ENDURANCE (6)	8	6	6	21	21	16	16	16	16	16	16	16	16	16	16	16	16	16	16	16	16	14	14	14	14	21
BAUTISTA-CEBRIAN (7)	9	7	2	2	2	21	18	21	2	2	2	2	2	2	2	14	14	14	14	14	14	21	48	21	21	5
COLOMER TR (5)	10	5	7	7	16	2	21	2	21	21	21	21	14	14	14	21	21	21	21	21	21	48	21	48	5	41
MAGNATEAM (2)	11	2	5	16	7	18	2	7	7	7	7	14	21	21	21	7	7	7	48	48	48	5	5	5	9	17
CUSIART (14)	12	14	14	5	18	7	7	14	14	14	14	7	7	7	7	48	48	48	5	5	5	41	9	9	41	7
LAUNCH ENDURANCE 1 (17)	13	17	16	14	5	5	14	5	5	5	5	5	5	5	48	2	5	5	18	18	7	9	41	41	17	12
LAUNCH ENDURANCE 2 (16)	14	16	17	18	14	14	5	24	24	48	48	48	48	48	5	5	17	18	7	7	41	7	17	17	7	14
T2L (24)	15	24	18	17	17	17	17	17	17	24	24	24	24	24	17	17	18	17	17	17	9	17	7	7	16	16
F&D SPORT (12)	16	12	24	24	24	24	41	48	17	17	17	17	17	17	24	41	41	41	41	41	17	16	16	16	12	10
SALVI (10)	17	10	12	12	41	41	41	48	41	41	41	41	41	41	41	24	9	9	9	9	12	12	12	12	10	48
CAT 141 (41)	18	41	41	41	8	8	48	8	8	8	10	10	10	18	18	18	10	10	10	10	10	10	10	10	48	9
RPM SUPERSPORT MOTOS (18)	19	18	10	10	12	48	8	10	10	10	8	8	18	10	9	9	12	12	12	12	2	19	19	19	2	2
MILLAS-GUITART (8)	20	8	8	8	48	10	10	12	12	12	12	12	9	9	10	10	15	15	15	15	18	24	24	18	18	8
BEN RACING (19)	21	19	15	48	10	12	12	15	15	15	9	9	8	12	12	12	8	24	2	2	19	18	18	2	24	18
J&D SPORT (15)	22	15	48	15	15	15	9	9	9	18	18	12	8	15	15	24	2	24	24	24	8	2	24	8	19	19
BLOCK MOTOR (3)	23	3	19	19	19	19	9	18	18	18	15	15	15	15	8	8	2	19	19	19	8	2	8	8	15	24
ILUSION TEAM (48)	24	48	3	9	9	9	19	19	19	19	19	19	19	19	19	19	19	8	8	8	15	15	15	15	19	15
TEAM BAKET 2 (9)	25	9	9	3	3	3	3	3	3	3	3	3	3	3	3	3	3	3	3	3	3	3	3	3	3	3





RODI - POWER ONE ENDURANCE

Vuelta a vuelta


1ª CARRERA TRIANGULAR RESISTENCIA

ALCARRAS 3,800 km

CARRERA

28/02/2010 15:04

Carrera iniciado a 15:04:16



Competidores		Vueltas																									
		26	27	28	29	30	31	32	33	34	35	36	37	38	39	40	41	42	43	44	45	46	47	48	49	50	
CIRCUIT ALCARRAS-RODI 1 (34)	1	34	34	34	34	34	34	34	34	34	34	34	34	34	34	34	34	34	34	34	34	34	34	34	34	34	
EGT TEAM (47)	2	47	47	47	47	47	47	47	47	47	47	47	47	47	47	47	47	47	47	47	47	47	47	47	47	47	
CIRCUIT ALCARRAS-RODI 2 (36)	3	36	36	36	36	36	36	36	36	36	36	36	36	36	36	36	36	36	36	36	36	36	36	36	36	36	
GUZZI MOTO BOX (25)	4	38	38	38	38	25	25	25	38	38	38	38	38	38	38	38	38	38	38	38	38	38	38	38	38	38	
38 TEAM (38)	5	25	25	25	25	38	38	38	25	25	25	25	25	25	25	25	25	25	25	25	25	25	25	25	25	25	
AMM RESISTENCIA (21)	6	6	1	1	1	6	6	6	6	6	6	6	6	6	6	6	6	48	48	48	48	48	48	48	48	48	
TEAM BAKET (1)	7	1	6	6	6	1	1	1	1	1	1	48	48	48	48	48	6	6	6	6	6	6	6	6	6	6	
H. GUASCH ENDURANCE (6)	8	21	7	48	48	48	48	48	48	48	1	1	1	1	1	1	1	1	1	1	1	1	1	1	1	1	
BAUTISTA-CEBRIAN (7)	9	5	48	7	7	7	7	7	21	21	21	21	21	21	21	21	21	21	21	21	21	21	21	21	21	21	
COLOMER TR (5)	10	17	21	21	21	21	21	21	7	16	14	14	14	14	14	14	14	14	14	14	14	14	14	5	5	5	
MAGNATEAM (2)	11	7	16	16	16	16	16	16	16	14	16	16	16	16	16	16	16	16	16	16	5	5	12	12	12	12	
CUSIART (14)	12	12	10	14	14	14	14	14	14	5	5	5	5	5	5	5	5	5	5	5	5	5	16	12	17	17	17
LAUNCH ENDURANCE 1 (17)	13	16	14	10	5	5	5	5	5	17	17	17	17	17	17	17	2	2	2	2	12	12	16	41	41	10	10
LAUNCH ENDURANCE 2 (16)	14	48	41	41	41	17	17	17	17	12	12	12	2	2	2	2	17	17	17	17	17	17	10	10	16	16	
T2L (24)	15	14	5	5	17	41	41	41	41	41	2	2	12	12	12	12	12	12	12	41	41	41	2	2	14	14	
F&D SPORT (12)	16	10	12	12	10	12	12	12	12	2	41	41	41	41	41	41	41	41	41	10	10	10	9	16	41	41	
SALVI (10)	17	41	17	17	12	10	10	10	10	10	10	10	10	10	10	10	10	10	10	10	9	9	9	16	14	7	7
CAT 141 (41)	18	9	9	9	9	9	9	9	2	9	9	9	9	9	9	9	9	9	9	2	2	2	14	7	9	9	
RPM SUPERSPORT MOTOS (18)	19	2	2	2	2	2	2	2	9	7	7	7	7	7	7	7	7	7	7	7	7	7	7	9	2	2	
MILLAS-GUITART (8)	20	8	8	8	18	18	18	18	18	18	18	18	18	18	18	18	18	18	18	18	18	18	18	18	18	18	
BEN RACING (19)	21	18	18	18	8	8	8	19	19	19	19	19	19	18	8	8	8	8	8	8	8	8	8	8	8	8	
J&D SPORT (15)	22	19	19	19	19	19	19	8	8	8	8	8	8	8	18	15	15	15	15	15	15	15	15	15	15	15	
BLOCK MOTOR (3)	23	15	15	15	15	15	15	15	15	15	15	15	15	15	15	15	24	24	24	24	24	24	24	24	24	24	
ILUSION TEAM (48)	24	24	24	24	24	24	24	24	24	24	24	24	24	24	24	24	3	3	3	3	3	3	3	3	3	3	
TEAM BAKET 2 (9)	25	3	3	3	3	3	3	3	3	3	3	3	3	3	3	3	3	3	3	3	3	3	3	3	3	3	





RODI - POWER ONE ENDURANCE

Vuelta a vuelta


1ª CARRERA TRIANGULAR RESISTENCIA

ALCARRAS 3,800 km

CARRERA

28/02/2010 15:04

Carrera iniciado a 15:04:16



Competidores		Vueltas																									
		51	52	53	54	55	56	57	58	59	60	61	62	63	64	65	66	67	68	69	70	71	72	73	74	75	
CIRCUIT ALCARRAS-RODI 1 (34)	1	34	34	34	34	34	34	34	34	34	34	34	34	34	34	34	34	34	34	34	34	34	34	34	34	34	
EGT TEAM (47)	2	36	36	36	36	36	36	36	47	47	47	47	47	47	47	36	36	36	36	36	36	36	36	36	36	36	
CIRCUIT ALCARRAS-RODI 2 (36)	3	38	38	38	38	38	38	47	36	36	36	36	36	36	47	38	38	38	38	38	38	38	38	38	38	38	
GUZZI MOTO BOX (25)	4	47	47	47	47	47	47	38	38	38	38	38	38	38	38	47	25	25	25	25	25	25	25	25	25	25	
38 TEAM (38)	5	25	25	25	25	25	25	25	25	25	25	25	25	25	25	25	25	47	47	47	47	47	47	47	47	47	
AMM RESISTENCIA (21)	6	48	48	48	48	48	48	48	48	48	48	48	48	48	6	6	6	6	6	6	6	6	6	6	6	6	
TEAM BAKET (1)	7	6	21	6	6	6	6	6	6	6	6	6	6	6	48	48	48	48	48	48	48	48	48	48	1	1	1
H. GUASCH ENDURANCE (6)	8	1	6	21	21	21	21	21	21	21	21	21	21	1	1	1	1	1	1	1	1	1	1	1	21	21	48
BAUTISTA-CEBRIAN (7)	9	21	1	1	1	1	1	1	1	1	1	1	1	21	21	21	21	21	21	21	21	21	21	21	48	48	12
COLOMER TR (5)	10	5	12	16	16	16	16	16	16	16	16	12	12	12	12	12	12	12	12	12	12	12	12	12	12	12	21
MAGNATEAM (2)	11	12	17	12	12	14	12	12	12	12	12	16	16	16	16	14	14	14	14	14	14	14	14	14	14	41	14
CUSIART (14)	12	17	16	14	14	12	14	14	14	14	14	14	14	14	14	16	16	16	16	16	16	16	16	16	9	14	17
LAUNCH ENDURANCE 1 (17)	13	16	14	5	5	5	5	5	5	5	5	5	5	41	41	41	41	41	41	9	9	9	9	9	41	17	16
LAUNCH ENDURANCE 2 (16)	14	14	5	41	41	41	41	41	41	41	41	41	41	5	5	5	9	9	9	41	41	41	41	41	5	16	41
T2L (24)	15	41	41	17	17	17	17	9	9	9	9	9	9	9	9	9	5	5	5	5	5	5	5	5	17	9	9
F&D SPORT (12)	16	7	9	9	9	9	9	17	17	17	17	17	17	17	17	17	17	17	17	17	17	17	17	17	16	5	5
SALVI (10)	17	9	7	7	7	7	7	7	7	7	7	7	7	7	7	7	2	2	2	2	10	10	10	10	10	10	10
CAT 141 (41)	18	2	2	10	10	10	2	2	2	2	2	2	2	2	2	2	7	7	10	2	2	2	2	2	2	2	2
RPM SUPERSPORT MOTOS (18)	19	10	10	2	2	2	10	10	10	10	10	10	10	10	10	10	10	10	10	7	7	7	7	7	7	7	7
MILLAS-GUITART (8)	20	8	8	8	8	19	19	8	8	8	8	8	8	8	8	8	8	8	8	8	8	8	8	19	19	19	19
BEN RACING (19)	21	19	19	19	19	8	8	19	19	19	19	19	19	19	19	19	19	19	19	19	19	19	19	19	8	8	8
J&D SPORT (15)	22	15	15	15	15	15	15	15	15	15	15	15	15	15	15	15	15	15	15	15	15	15	15	15	15	15	15
BLOCK MOTOR (3)	23	24	24	24	24	24	24	24	24	24	24	24	24	24	24	24	24	24	24	24	24	24	24	24	24	24	24
ILUSION TEAM (48)	24	3	3	3	3	3	3	3	3	3	3	3	3	3	3	3	3	3	3	3	3	3	3	3	3	3	3
TEAM BAKET 2 (9)	25																										





RODI - POWER ONE ENDURANCE

Vuelta a vuelta


1ª CARRERA TRIANGULAR RESISTENCIA

ALCARRAS 3,800 km

CARRERA

28/02/2010 15:04

Carrera iniciado a 15:04:16



Competidores		Vueltas																								
		76	77	78	79	80	81	82	83	84	85	86	87	88	89	90	91	92	93	94	95	96	97	98	99	100
CIRCUIT ALCARRAS-RODI 1 (34)	1	34	34	34	34	34	34	34	34	34	34	34	34	34	34	34	34	34	34	36	36	36	36	36	36	36
EGT TEAM (47)	2	36	36	36	36	36	36	36	36	36	36	36	36	36	36	36	36	36	36	38	38	38	38	38	38	38
CIRCUIT ALCARRAS-RODI 2 (36)	3	38	38	38	38	38	47	47	47	47	47	47	47	47	38	38	38	38	38	47	47	47	47	47	47	47
GUZZI MOTO BOX (25)	4	47	47	47	25	47	38	38	38	38	38	38	38	38	47	47	47	47	47	25	25	25	25	25	25	25
38 TEAM (38)	5	25	25	25	47	25	25	25	25	25	25	25	25	25	25	25	25	25	25	48	48	48	48	48	48	48
AMM RESISTENCIA (21)	6	6	6	6	6	6	6	6	6	6	6	6	6	6	6	6	6	48	48	48	6	6	6	6	6	6
TEAM BAKET (1)	7	1	1	48	48	48	48	48	48	48	48	48	48	48	48	48	6	6	6	21	21	21	21	21	21	
H. GUASCH ENDURANCE (6)	8	48	48	12	1	1	1	1	1	1	1	1	1	1	21	21	21	21	21	1	1	1	1	1	1	
BAUTISTA-CEBRIAN (7)	9	12	12	1	21	21	21	21	21	21	21	21	21	21	1	1	1	1	1	1	12	12	12	12	12	
COLOMER TR (5)	10	21	21	21	12	12	12	12	12	12	12	12	12	12	12	12	12	12	12	14	14	14	14	14	14	
MAGNATEAM (2)	11	17	17	14	14	14	14	14	14	14	14	14	14	14	14	14	14	14	14	16	16	16	16	16	16	
CUSIART (14)	12	14	14	16	16	16	16	16	16	16	16	16	16	16	16	16	16	16	16	41	41	41	41	41	41	
LAUNCH ENDURANCE 1 (17)	13	16	16	41	41	41	41	41	41	41	41	41	41	41	41	41	41	41	41	5	5	5	5	5	5	
LAUNCH ENDURANCE 2 (16)	14	41	41	9	9	9	9	9	9	9	9	9	9	9	9	9	9	9	9	5	5	5	5	9	9	
T2L (24)	15	9	9	17	17	17	17	17	17	17	17	17	17	17	5	5	9	9	9	9	17	17	17	17	17	
F&D SPORT (12)	16	5	5	5	5	5	5	5	5	5	5	5	5	5	17	17	17	17	17	17	17	17	10	10	10	
SALVI (10)	17	10	10	7	7	2	2	2	2	2	10	10	10	10	10	10	10	10	10	10	10	10	2	7	7	
CAT 141 (41)	18	2	7	2	2	7	10	10	10	2	2	2	2	2	2	2	2	2	2	2	7	8				
RPM SUPERSPORT MOTOS (18)	19	7	2	10	10	10	7	7	7	7	7	7	7	7	7	7	7	7	7	7	7	8				
MILLAS-GUITART (8)	20	8	8	8	8	8	8	8	8	8	8	8	8	8	8	8	8	8	8	8	8	19				
BEN RACING (19)	21	19	19	19	19	19	19	19	19	19	19	19	19	19	19	19	19	19	19	19	19	19				
J&D SPORT (15)	22	15	15	15	15	15	15	15	15	24	24	24	24	24	24	24	24	24	24	24	24					
BLOCK MOTOR (3)	23	24	24	24	24	24	24	24	24	15	15	15	15	15	15	15										
ILUSION TEAM (48)	24	3	3	3	3	3	3	3	3	3	3	3	3	3	3											
TEAM BAKET 2 (9)	25																									





RODI - POWER ONE ENDURANCE

Vuelta a vuelta


1ª CARRERA TRIANGULAR RESISTENCIA

ALCARRAS 3,800 km

CARRERA

28/02/2010 15:04

Carrera iniciado a 15:04:16



Competidores	Vueltas	
	101	102
CIRCUIT ALCARRAS-RODI 1 (34)	1 36	36
EGT TEAM (47)	2 38	38
CIRCUIT ALCARRAS-RODI 2 (36)	3 47	47
GUZZI MOTO BOX (25)	4 25	
38 TEAM (38)	5	
AMM RESISTENCIA (21)	6	
TEAM BAKET (1)	7	
H. GUASCH ENDURANCE (6)	8	
BAUTISTA-CEBRIAN (7)	9	
COLOMER TR (5)	10	
MAGNATEAM (2)	11	
CUSIART (14)	12	
LAUNCH ENDURANCE 1 (17)	13	
LAUNCH ENDURANCE 2 (16)	14	
T2L (24)	15	
F&D SPORT (12)	16	
SALVI (10)	17	
CAT 141 (41)	18	
RPM SUPERSPORT MOTOS (18)	19	
MILLAS-GUITART (8)	20	
BEN RACING (19)	21	
J&D SPORT (15)	22	
BLOCK MOTOR (3)	23	
ILUSION TEAM (48)	24	
TEAM BAKET 2 (9)	25	

